

COMMON POLLUTANTS

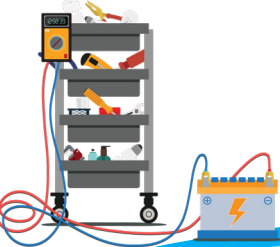
Automotive Industry

- Heavy metals (copper, lead, nickel and zinc)
- Oil, grease, gasoline, and diesel
- Toxic chemicals (benzene, toluene, xylene, and MTBE)
- Hydraulic/transmission fluid
- Antifreeze
- Acids and alkalis
- Paint
- Cleaning chemicals, solvents, and chlorinated compounds
- Soaps and detergents
- Sediment
- Food waste
- Trash and litter

Training

- Provide BMP training to all new employees and offer existing employees an annual refresher on stormwater pollution prevention.
- Post BMPs within shop and employee break areas.
- Keep all training records onsite and available for inspection.

To learn more about going Green, visit **Santa Barbara County's Green Business Program**, at www.greenbizsb.org.




ABOUT THIS GUIDE

Many people and businesses don't realize their practices can impact our local streams, creeks, lakes, river, or ocean with pollution. This guide provides general BMPs for automotive dealers and the automotive services industry such as body repair, maintenance, services stations, and auto recycling facilities. The BMPs are not limited to those presented in this handout. Additional resources are listed for a more extensive array of BMPs available.

Automotive services operations generate pollutants such as heavy metals (copper, lead, nickel, and zinc), oil and grease, vehicle fluids, solvents, detergents, and trash. If these pollutants are exposed outdoors, they can wash into the nearby storm drain inlet and into our waterways. You can help reduce water pollution year-round by implementing the following approaches:

- Conduct all repair, maintenance, and recycling operations indoors or under cover.
- Routinely inspect and perform scheduled maintenance on facility equipment.
- Place a drip pan under a leaking vehicle, parts, and equipment to capture leaking fluids.
- Contain and collect wash water.
- Dispose of wash water correctly and legally by discharging to the sanitary sewer through a treatment system such as a clarifier. Be sure to check with your local jurisdiction to determine if your treatment system requires an industrial waste discharge permit.
- Keep trash, recycling, and waste containers closed when not in use.

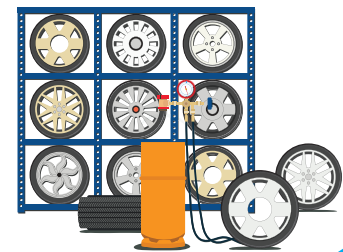
Did you know? Even cleaning products labeled "non-toxic" and "biodegradable" are not safe. "Non-toxic" means the product is not toxic to the user. "Biodegradable" means the product will eventually break down. These products are still harmful to wildlife and the environment.



AUTOMOTIVE DEALERS AND/OR SALES

- Conduct all repair, maintenance, and recycling operations indoors when possible.
- Designate a vehicle washing area that is bermed and connected to the sanitary sewer system with a permitted treatment system or recycling unit.
- Do not spray off wheel cleaners, consider using waterless wheel cleaners, and conduct activity indoors or under cover.

Did you know? A BMP Guide is available for mobile cleaners who provide services for cleaning carpets and upholstery and vehicle/equipment cleaning. Visit your City's Stormwater Management webpage for more information.



FOR ADDITIONAL INFORMATION CONTACT OUR PARTNERING AGENCIES

City of Buellton
www.CityofBuellton.com
Public Works
Department
805.688.5177
swmp@cityofbuellton.com

City of Carpinteria
www.carpinteria.ca.us
Public Works
Department
805.880.3415
stormwater@ci.carpinteria.ca.us

City of Goleta
www.CityofGoleta.org
Public Works
Department
805.961.7500
stormwater@cityofgoleta.org

City of Lompoc
www.CityofLompoc.com
Economic and Community
Development Department
805.875.8275
stormwater@ci.lompoc.ca.us

City of Santa Barbara
www.sbcreeks.com
Creeks
Division
805.897.2658
creeks@santabarbara.gov

City of Solvang
www.CityofSolvang.com
Public Works
Department
805.688.5575
stormwater@cityofsolvang.com

Santa Barbara County
www.SBProjectCleanWater.org
Project
Clean Water
805.568.3440
cleanwater@cosbpw.net



WANT TO KNOW MORE?

The Cities of Buellton, Carpinteria, Goleta, Lompoc, Santa Barbara, and Solvang and the County of Santa Barbara have an extensive Stormwater Management Program with an even greater selection of information and useful tools to help your business go Green!

Take advantage of the following FREE services:

- Download or print BMP materials

Be sure to always:

- Understand onsite drainage
- Identify all onsite storm drain inlets and catch basins or nearest offsite drain location
- Ensure all onsite storm drain inlets are labeled
- Routinely inspect and clean onsite storm drain inlets or catch basins

Spill Prevention and Clean Up

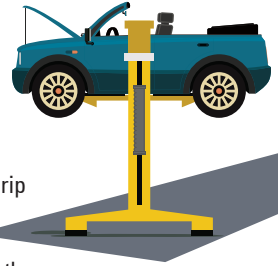
- Keep a spill kit on site and available for use
- Clean spills or drips immediately
- Designate a key employee to monitor the management and clean up of oil or vehicle fluids
- Use dry methods for cleaning up spills (absorbent, sweep) rather than rinsing down areas

Did you know? Properly stored materials and waste can help prevent accidents.

**ONLY RAIN DOWN
THE STORM DRAIN**

BODY REPAIR AND/OR MAINTENANCE

- Conduct all dry or wet sanding indoors and use vacuum sanding equipment.
 - Use dry methods to clean up spills (rags or absorbent), then sweep or vacuum the area before mopping. Mop up excess water into a wringer bucket and let it settle for 24 to 48 hours, or place it into a settling tank prior to discharging to a sink, toilet, or another drain connected to a sanitary sewer.
 - Remove residual dust prior to washing vehicles within a designated area connected to the sanitary sewer with a permitted treatment system or recycling unit.
- Conduct all painting indoors within a paint booth, and do not water to control overspray or dust within the booth unless it evaporates or the wastewater is collected.
- Clean auto parts using a wire brush and/or rag instead of a solvent parts washer. Use a drip pan underneath to collect fluids for proper disposal.
- Use only the recommended amount of water needed to stop the chemical reaction of acid-based metal cleaner or cleaner/conditioner applications to treat bare metal, and wipe the area down with a towel or rag.
- When metal grinding or polishing, be sure to capture metal filings from your lathe or grinder using a bucket or a bin.
- Drain vehicle fluids indoors and use a drip pan. Prevent spills by not leaving drip pans outside, exposed to rainfall, or left unattended. Transfer drained fluids into waste containers located in a secure area with lids closed when not in use. Make sure to keep the area tidy and clean up spills promptly.
- Designate a vehicle washing area that is bermed and connected to the sanitary sewer system with a permitted treatment system or recycling unit.



Did you know? If generating sludge from sanding, the shop owner must verify it does not contain zinc, which may require handling and disposal as hazardous waste.

SERVICE STATIONS

- Trash, recycling, and waste containers should remain closed when not in use.
- Regularly sweep parkway and self-service areas to remove trash.
- Consider installing a roof/cover over the air/water supply area and trash/waste collection areas.
- Routinely inspect and conduct maintenance on your car washing facility oil/water separator system.



AUTO RECYCLING

- Conduct dismantling/crushing operations indoors within a bermed area and/or outside within a designated area that is paved, covered, and bermed.
- Consider installing a fluid collection system under dismantling/crushing operations.
- Place a drip pan under a leaking vehicle, parts, and equipment to capture leaking fluids or store under cover in plastic storage boxes when possible.
- Prevent spills by not leaving drip pans outside, exposed to rainfall, or left unattended. Transfer drained fluids into waste containers located in a secure area with lids closed when not in use. Make sure to keep the area tidy and clean up spills promptly.
- Be sure to cover burned vehicles, parts, and equipment if stored outside to prevent exposure to rainwater.
- Keep vehicle hoods down when not in use. If the vehicle has no hood, use a cover or tarp to prevent exposure to rain.



City of Buellton
www.CityofBuellton.com



City of Carpinteria
www.carpinteria.ca.us



City of Goleta
www.CityofGoleta.com



City of Lompoc
www.CityofLompoc.com



City of Santa Barbara
www.sbcreeks.com



City of Solvang
www.CityofSolvang.com



Santa Barbara County
www.SBProjectCleanWater.org