

PO Box 1819  
107 West Highway 246  
Buellton, CA 93427

Phone: 805-686-0137  
Fax: 805-686-0086  
www.cityofbuellton.com

City of Buellton

# MONTHLY UNAUDITED FINANCIAL REPORTS

*For the month ended May 31, 2020  
FY 2019/2020*

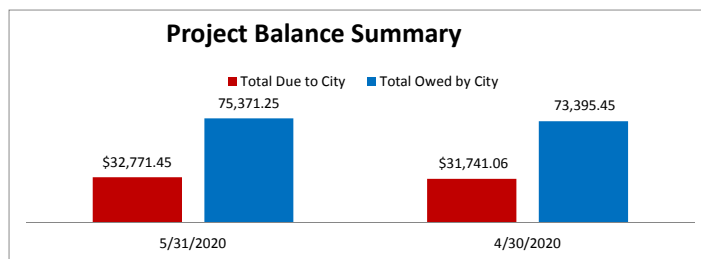
Reports in this packet include:

- Private Project Balance Report
- General Fund Revenue and Expenditure Report
- Sewer Fund Revenue and Expense Report
- Water Fund Revenue and Expense Report
- Enterprise Funds Month-to-Month Activity

*Reports are unaudited. Upon monthly review, adjustments may be necessary and changes will be reflected on next month's report.*



Project #	Project Name	Total Revenue	Total Expense	5/31/2020	4/30/2020	Change from Prior Month
				Credit On Account/ (Developer Balance Due)	Credit On Account/ (Developer Balance Due)	Increase (Decrease) in Balance Due
1	Customer 1: Bach Hotel	-	-	0.00	0.00	-
2	Customer 2: Burgundy Hills	1,492.85	1,492.85	0.00	0.00	-
29	Customer 29: Vintage Walk	343.00	343.00	0.00	0.00	-
57	Customer 57: Brian Asselstine	292.40	292.40	0.00	0.00	-
72	Customer 72: Bill Mowry	299.80	-	299.80	299.80	-
74	Customer 74: Pete Hauber	0.60	-	0.60	0.60	-
90001	Meritage Senior Living	5,482.34	5,482.34	0.00	0.00	-
90002	Ranch Club Condo Conversion TTM 31048	364.75	-	364.75	364.75	-
90003	Bach Hotel Lot Line Adjustment 06-LLA-03	-	-	0.00	0.00	-
90008	Flying Flags RV Sales 08-MUP-01	196.00	196.00	0.00	0.00	-
90010	Crossroads Ctr at The Village 11-FDP-02,11-CUP-02	220,639.30	225,452.05	(4,812.75)	(3,238.11)	1,574.64
90013	Buellton Apartments 12-FDP-02	95,152.05	95,152.05	0.00	0.00	-
90014	Bach Hotel 13-FDP-01 (new)	511.25	511.25	0.00	0.00	-
90015	Live Oak Bowling Alley 13-FDP-03, 13-LLA-02	18,934.80	18,934.80	0.00	(1,220.75)	(1,220.75)
90016	Flying Flags Expansion	42,232.41	33,088.75	9,143.66	9,143.66	-
90017	Village Park	11,112.18	11,240.93	(128.75)	0.00	128.75
90019	Hampton Inn & Suites 14-FDP-01, 14-MND-01	105,004.99	105,004.99	0.00	0.00	-
90020	Village Senior Apartments 14-FDP-02	4,500.00	3,664.69	835.31	835.31	-
90021	Village Capital Pacific Townhomes TTM 31057	304,304.41	310,157.36	(5,852.95)	(4,372.37)	1,480.58
90022	Sky River RV Sales 14-MUP-01	401.75	401.75	0.00	0.00	-
90023	Figueroa Mtn Brewery Tank 14-DPM-01	234.00	234.00	0.00	0.00	-
90024	Tilton Racing 14-FDP-04	51,063.61	51,063.61	0.00	0.00	-
90025	Harry Poor-63,65, & 67 Ind Way Vacation of Easement	21,187.50	21,187.50	0.00	0.00	-
90026	Terravant Annex 14-FDP-05	2,188.75	2,188.75	0.00	0.00	-
90027	Ave of Flags Mixed Use Project-Armenta	4,500.00	3,590.05	909.95	909.95	-
90029	Appeal Bowling Alley - 15-AP-03	660.00	660.00	0.00	0.00	-
90030	Appeal Short-term Rental - B Kuykendall #15-AP-02	2,889.20	2,889.20	0.00	0.00	-
90031	Appeal Bowling Alley - (15-AP-04)	660.00	660.00	0.00	0.00	-
90032	Figueroa Mountain Brewing LLC	-	-	0.00	0.00	-
90033	Figueroa Mountain Brewing, LLC - 16-DPM-01	3,633.60	3,633.60	0.00	0.00	-
90034	Secondary Dwelling	970.00	970.00	0.00	0.00	-
90035	Gonzales - Multifamily Units on McMurray	3,190.00	3,190.00	0.00	0.00	-
90036	Reconstruct Brick Wall; 16-MUP-01	1,858.53	1,858.53	0.00	0.00	-
90037	Fig Mountain Brewing Final Development Plan	46,056.82	59,556.54	(13,499.72)	(12,970.55)	529.17
90038	Live Oak Settlement	-	-	0.00	0.00	-
90039	Family Bowling Center	28,695.00	34,722.85	(6,027.85)	(8,475.85)	(2,448.00)
90040	Flying Flags 16-FDP-04	40,230.00	11,221.78	29,008.22	29,008.22	-
90041	Multi-Tenant Commercial Development 16-FDP-05	41,407.24	41,407.24	0.00	0.00	-
90042	SVV People Helping People - 16-CUP-03	562.30	562.30	0.00	0.00	-
90043	The Buellton Hub - 16-FDP-06, TPM-31061	25,490.00	23,157.41	2,332.59	2,332.59	-
90044	The Industrial Network - 16-FDP-07, 17-LLA-03	51,174.58	52,638.01	(1,463.43)	(1,463.43)	-
90045	410 Central - 17-FDP-01, TTM-31059	1,187.00	1,187.00	0.00	0.00	-
90046	Ballard Canyon Sewer Connection	942.50	942.50	0.00	0.00	-
90047	Flying Flags - Occupy 28 RV Spaces; Modify 16-FDP-	1,532.97	532.97	1,000.00	1,000.00	-
90048	Vineyard Village Lot Line Adjustment 17-LLA-01	344.61	344.61	0.00	0.00	-
90049	410 Central Homes- 17-FDP-02, TTM-31060	20,200.00	8,537.88	11,662.12	11,776.32	114.20
90050	35 Zaca St, 2 Story Addition (17-LLA-02)	3,383.27	3,383.27	0.00	0.00	-
90051	350 River View Drive- Appeal	-	-	0.00	0.00	-
90052	518 Avenue of Flags 17-FDP-03	18,110.40	18,110.40	0.00	0.00	-
90053	Flying Flags 18-DPM-01	1,178.56	178.56	1,000.00	1,000.00	-
90054	693 Ave of Flags - ARCO , 18-FDP-01, 18-CUP-01	4,500.00	4,112.50	387.50	387.50	-
90055	McMurray Rd and Valley Vineyard Cir, 18-FDP-02	9,563.39	9,563.39	0.00	0.00	-
90056	Family Bowling Center 18-DPM-02	1,692.35	1,692.35	0.00	0.00	-
90057	480 Ave of Flags - Creekside 19-FDP-01, 19-LLA-01	17,126.05	14,521.05	2,605.00	3,415.00	810.00
90058	Meritage Time Extension 18-TE-01	185.61	185.61	0.00	0.00	-
90059	Crossroads Center Bldg B&C 18-LLA-01, 19-LLA-02	5,000.00	-	5,000.00	5,000.00	-
90060	20 E Hwy 246 Hartman 18-FDP-03,18-LLA-02	7,500.00	4,827.00	2,673.00	2,673.00	-
90061	Cottage Health 328 McMurray Rd #DEF 19-CUP-01	3,900.00	2,500.00	1,400.00	1,400.00	-
90062	Village Senior Apartments 20-DPM-01	1,000.00	1,986.00	(986.00)	1,000.00	1,986.00
90063	Buellton Reservoir 20-CUP-01	3,900.00	-	3,900.00	0.00	(3,900.00)
80000	270 Industrial Way 17-ZC-57	9,080.00	6,231.25	2,848.75	2,848.75	-
<b>Project Totals:</b>		<b>\$ 1,248,242.72</b>	<b>\$ 1,205,642.92</b>	<b>42,599.80</b>	<b>41,654.39</b>	<b>\$ (945.41)</b>



Summary

Resolution No. 01-24 requires all developers to submit a required deposit and sign a Processing Payment Agreement when filing an application. The deposit includes the cost of processing an application. The deposit creates an account against which processing charges will be drawn automatically.

The City invoices all charges for services on a monthly basis. The invoice is sent with a statement that includes a description of services rendered during the billing period. A copy of paid invoices from the vendor is also included with the Billing Statement.

If a developer has a balance due, the developer must pay the amount. This may result in the need to collect additional deposits to maintain a positive account balance. If a completed project has a positive balance, the balance is refunded.

The above report shows all (active and inactive) private project balances through May 31 2020. The total project balance is \$42,599.80. Of that total, \$32,771.45 is due by developers to the City of Buellton, and \$75,371.25 is being held by the City of Buellton on behalf of the developer to cover expenses as they are incurred monthly. The amount due by developers has increased by \$1,030.39, and the amount held by the City of Buellton has decreased by \$1,975.80 from the last billing cycle ending April 30, 2020.



# General Fund

## Revenue Summary (Unaudited)

For Fiscal: 2019-2020 Period Ending: 5/31/2020

Percentage of Fiscal Year Elapsed: 92%

	Original Total Budget	Current Total Budget	Period Activity	Fiscal Activity	Percent Received
<b>Revenue</b>					
<b>Category: 410 - Taxes</b>					
<a href="#">001-41005</a> Property Taxes - Secured	1,434,677.00	1,434,677.00	2,048.11	1,455,277.15	101.44%
<a href="#">001-41010</a> Property Taxes - Unsecured	59,533.00	59,533.00	0.00	65,980.79	110.83%
<a href="#">001-41015</a> Homeowners Exemptions	6,971.00	6,971.00	2,444.03	5,935.50	85.15%
<a href="#">001-41020</a> Franchise Fees	250,000.00	250,000.00	0.00	256,633.35	102.65%
<a href="#">001-41025</a> Sales Tax	2,507,000.00	2,507,000.00	0.00	1,778,963.74	70.96%
<a href="#">001-41035</a> Transient Occupancy Tax	2,974,800.00	2,974,800.00	0.00	2,283,224.18	76.75%
<a href="#">001-41040</a> Property Transfer Tax	44,827.00	44,827.00	0.00	45,105.19	100.62%
<b>Taxes Total:</b>	<b>7,277,808.00</b>	<b>7,277,808.00</b>	<b>4,492.14</b>	<b>5,891,119.90</b>	<b>80.95%</b>
<b>Category: 420 - Fees &amp; Permits</b>					
<a href="#">001-42010</a> Zoning Clearance	1,575.00	1,575.00	45.00	720.00	45.71%
<a href="#">001-42015</a> Small Permits	9,000.00	9,000.00	0.00	7,250.00	80.56%
<b>Fees &amp; Permits Total:</b>	<b>10,575.00</b>	<b>10,575.00</b>	<b>45.00</b>	<b>7,970.00</b>	<b>75.37%</b>
<b>Category: 430 - Revenues From Other Agencies</b>					
<a href="#">001-43005</a> Motor Vehicle in Lieu Tax	2,289.00	2,289.00	0.00	4,315.87	188.55%
<a href="#">001-43010</a> MV License Fee Compensation	489,536.00	517,374.00	258,687.00	517,374.00	100.00%
<a href="#">001-43015</a> COPS Grant	100,000.00	155,948.00	0.00	155,795.81	99.90%
<a href="#">001-43040</a> Beverage Container Grant	5,000.00	5,000.00	0.00	0.00	0.00%
<b>Revenues From Other Agencies Total:</b>	<b>596,825.00</b>	<b>680,611.00</b>	<b>258,687.00</b>	<b>677,485.68</b>	<b>99.54%</b>
<b>Category: 440 - Charges for Current Services</b>					
<a href="#">001-44005</a> Buellton Recreation Program	165,000.00	165,000.00	11,760.00	75,735.11	45.90%
<a href="#">001-44010</a> Recreation Program 50/50	10,000.00	10,000.00	2,419.72	12,886.67	128.87%
<a href="#">001-44015</a> Buellton Rec Program Trips	33,000.00	33,000.00	0.00	11,891.00	36.03%
<a href="#">001-44020</a> Park Reservation Fees	5,386.00	5,386.00	-240.00	2,470.00	45.86%
<a href="#">001-44025</a> Event Application Fee/Temp Use	1,550.00	1,550.00	0.00	1,030.00	66.45%
<a href="#">001-44035</a> Cost Reimbursement	0.00	0.00	0.00	70,000.00	0.00%
<a href="#">001-44040</a> Transfer from Reserves	826,066.00	880,205.00	0.00	0.00	0.00%
<b>Charges for Current Services Total:</b>	<b>1,041,002.00</b>	<b>1,095,141.00</b>	<b>13,939.72</b>	<b>174,012.78</b>	<b>15.89%</b>
<b>Category: 442 - Misc</b>					
<a href="#">001-44250</a> Miscellaneous	8,978.00	8,978.00	204.90	7,587.35	84.51%
<b>Misc Total:</b>	<b>8,978.00</b>	<b>8,978.00</b>	<b>204.90</b>	<b>7,587.35</b>	<b>84.51%</b>
<b>Category: 450 - Fines &amp; Penalties</b>					
<a href="#">001-45005</a> Criminal Fines & Penalties	700.00	700.00	0.00	331.20	47.31%
<a href="#">001-45010</a> Fines & Fees	20,000.00	20,000.00	57.58	13,461.88	67.31%
<a href="#">001-49532</a> Code Enforcement Fines	0.00	0.00	0.00	0.00	0.00%
<b>Fines &amp; Penalties Total:</b>	<b>20,700.00</b>	<b>20,700.00</b>	<b>57.58</b>	<b>13,793.08</b>	<b>66.63%</b>
<b>Category: 490 - Use of Monies &amp; Properties</b>					
<a href="#">001-44105</a> Interest	90,000.00	90,000.00	22,457.90	182,241.17	202.49%
<a href="#">001-49010</a> Rent	85,000.00	85,000.00	8,290.00	83,372.90	98.09%
<b>Use of Monies &amp; Properties Total:</b>	<b>175,000.00</b>	<b>175,000.00</b>	<b>30,747.90</b>	<b>265,614.07</b>	<b>151.78%</b>
<b>Category: 495 - Client Review</b>					
<a href="#">001-49566</a> Home Occupation Permit	0.00	0.00	0.00	75.00	0.00%
<a href="#">001-49585</a> Miscellaneous Permits	0.00	0.00	0.00	45.00	100.00%
<a href="#">001-49632</a> Time Extension Fees	0.00	0.00	0.00	780.00	0.00%
<b>Client Review Total:</b>	<b>0.00</b>	<b>0.00</b>	<b>0.00</b>	<b>900.00</b>	<b>0.00%</b>
<b>Revenue Total:</b>	<b>\$ 9,130,888.00</b>	<b>\$ 9,268,813.00</b>	<b>\$ 308,174.24</b>	<b>\$ 7,038,482.86</b>	<b>75.94%</b>



# General Fund

## Expenditure Summary (Unaudited)

For Fiscal: 2019-2020 Period Ending: 5/31/2020

Percentage of Fiscal Year Elapsed: 92%

	Original Total Budget	Current Total Budget	Period Activity	Fiscal Activity	Percent Used
<b>Expenditures</b>					
<a href="#">401-</a> CITY COUNCIL	136,153.00	136,153.00	8,805.94	113,090.59	83.06%
<a href="#">402-</a> CITY MANAGER	240,809.00	277,613.00	20,349.38	247,451.94	89.14%
<a href="#">403-</a> CITY CLERK	128,796.00	128,796.00	9,542.65	109,324.98	84.88%
<a href="#">404-</a> CITY ATTORNEY	175,000.00	175,000.00	0.00	159,779.91	91.30%
<a href="#">410-</a> NON-DEPARTMENTAL	1,019,752.00	1,037,752.00	54,186.61	1,093,225.63	105.35%
<a href="#">420-</a> FINANCE	194,831.00	194,831.00	12,371.62	172,168.70	88.37%
<a href="#">501-</a> PUBLIC SAFETY - POLICE/FIRE	2,019,440.00	2,021,576.00	222,056.32	2,039,053.52	100.86%
<a href="#">510-</a> LEISURE SERVICES - LIBRARY	203,321.00	203,321.00	344.21	199,220.11	97.98%
<a href="#">511-</a> RECREATION	563,485.00	613,485.00	39,518.43	468,952.59	76.44%
<a href="#">550-</a> PUBLIC WORKS - STREET LIGHTS	65,000.00	65,000.00	4,603.73	47,012.41	72.33%
<a href="#">551-</a> STORM WATER	370,660.00	370,660.00	18,285.00	254,362.49	68.62%
<a href="#">552-</a> PUBLIC WORKS - PARKS	387,750.00	428,435.00	13,542.00	314,137.09	73.32%
<a href="#">556-</a> PUBLIC WORKS - LANDSCAPE	110,200.00	110,200.00	2,958.16	89,256.35	80.99%
<a href="#">558-</a> PUBLIC WORKS - GENERAL	676,342.00	676,342.00	1,975,992.01	2,522,049.49	372.90%
<a href="#">565-</a> PLANNING	640,849.00	631,149.00	40,227.39	405,189.41	64.20%
<b>Transfers to CIP (Fund 092)</b>	2,198,500.00	2,198,500.00	452,263.38	1,454,375.10	66.15%
<b>Total:</b>	<b>\$ 9,130,888.00</b>	<b>\$ 9,268,813.00</b>	<b>\$ 2,875,046.83</b>	<b>\$ 9,688,650.31</b>	<b>104.53%</b>

**Summary:**

The General Fund Revenue and Expenditure Report compares budget to actual amounts through May 31, 2020 and compares month-to-month data for the period July 1, 2019 through May 31, 2020. Upon monthly review, adjustments may be necessary and changes will be reflected on next month's report. At 92 percent of the fiscal year elapsed, about 76 percent of budgeted revenue has been received and about 104.5 percent of budgeted expenditures have been expended.

Revenue is below target due to timing differences. Sales Tax Revenue lags about two months. Property taxes are paid twice a year usually in December and April. Additionally, Sales Tax and TOT revenue are anticipated to be lower than budgeted due to the COVID-19 pandemic and subsequent Stay-at-home order.

Non-Departmental expenditures were over budget due to annual payments paid in July. These include CalPERS Unfunded Liability, Liability and Property Insurance, Workers Compensation and contributions to Non-Profit Organizations. The Library budget is nearing total budget due to the Library contract payment paid as a lump-sum in July. Public Safety includes Motor Deputy services as invoiced monthly based on actual hours worked. Last year, it was billed as part of the Sheriff's contract.

The Public Works - General department is over budget due to the recent acquisition of real property.

Budget adjustments to address the change in revenue and expenditures will be forth-coming at the end of the fourth quarter.

**General Fund Month-to-Month Revenue and Expenditures  
FY 2019/2020 through May 31, 2020 (Unaudited)**

Revenue	July 2019-2020	August 2019-2020	September 2019-2020	October 2019-2020	November 2019-2020	December 2019-2020	January 2019-2020	February 2019-2020	March 2019-2020	April 2019-2020	May 2019-2020	June 2019-2020	FY 2019-2020
001-41005	Property Taxes - Secured	-	-	696.23	226,684.71	612,523.54	-	-	-	613,324.56	2,048.11	-	1,455,277.15
001-41010	Property Taxes - Unsecured	-	-	56,374.13	-	6,536.34	-	-	-	3,070.32	-	-	65,980.79
001-41015	Homeowners Exemptions	-	-	-	-	1,047.44	-	-	-	2,444.03	2,444.03	-	5,935.50
001-41020	Franchise Fees	9,968.59	19,304.54	24,240.98	18,560.29	9,878.17	28,097.00	10,201.40	24,124.57	102,659.03	-	-	256,633.35
001-41025	Sales Tax	195,307.55	274,820.27	205,266.74	175,087.79	193,491.99	335,614.06	169,366.09	178,332.80	51,676.45	-	-	1,778,963.74
001-41035	Transient Occupancy Tax	401,186.29	359,562.94	256,628.18	256,461.54	253,625.82	233,010.02	174,759.25	195,087.28	123,425.50	29,477.36	-	2,283,224.18
001-41040	Property Transfer Tax	21,042.72	4,272.67	2,901.52	3,520.00	1,549.07	-	2,849.55	1,391.22	5,168.62	2,409.82	-	45,105.19
001-42010	Zoning Clearance	135.00	-	-	45.00	90.00	-	135.00	135.00	45.00	90.00	45.00	720.00
001-42015	Small Permits	6,500.00	-	500.00	-	-	-	-	250.00	-	-	-	7,250.00
001-43005	Motor Vehicle in Lieu Tax	-	-	-	-	-	-	4,315.87	-	-	-	-	4,315.87
001-43010	MV License Fee Compensation	-	-	-	-	-	258,687.00	-	-	-	258,687.00	-	517,374.00
001-43015	COPS grant	9,428.76	12,950.94	67,859.32	10,942.26	13,350.56	13,437.23	12,356.39	12,429.54	3,040.81	-	-	155,795.81
001-43040	Beverage Container Grant	-	-	-	-	-	-	-	-	-	-	-	-
001-44005	Buelltton Recreation Program	16,076.89	7,212.72	4,579.79	4,356.15	9,674.70	5,069.07	8,194.16	6,582.97	1,818.66	410.00	11,760.00	75,735.11
001-44010	Recreation Program 50/50	-	-	2,339.50	3,413.55	-	-	-	4,713.90	-	-	2,419.72	12,886.67
001-44015	Buelltton Rec Program Trips	-	2,376.00	1,370.00	1,455.00	176.00	516.00	2,084.00	3,789.00	225.00	(100.00)	-	11,891.00
001-44020	Park Reservation Fees	390.00	800.00	320.00	240.00	40.00	320.00	480.00	440.00	(320.00)	(240.00)	-	2,470.00
001-44025	Event Application Fee/Temp Use	155.00	255.00	155.00	155.00	155.00	155.00	-	310.00	(310.00)	-	-	1,030.00
001-44035	Cost Reimbursement	-	-	-	-	-	70,000.00	-	-	-	-	-	70,000.00
001-44040	Transfer from Reserves	-	-	-	-	-	-	-	-	-	-	-	-
001-44105	Interest	8,127.99	15,170.90	32,602.81	357.66	9,250.60	27,971.68	3,301.18	9,845.16	28,594.71	24,560.58	22,457.90	182,241.17
001-44250	Miscellaneous	82.85	1,804.35	792.84	-	1,479.88	968.45	929.80	608.85	633.43	82.00	204.90	7,587.35
001-45005	Criminal Fines & Penalties	47.92	27.29	29.15	38.58	-	-	7.55	22.52	76.15	82.04	-	331.20
001-45010	Fines & Fees	1,570.73	1,432.59	1,529.41	1,557.65	-	1,319.82	1,165.74	1,044.03	2,450.63	1,333.70	57.58	13,461.88
001-49010	Rent	8,060.00	7,460.00	8,612.40	6,907.50	8,070.00	8,013.00	7,395.00	7,315.00	7,000.00	6,250.00	8,290.00	83,372.90
001-49526	CA Mandated Cost Reimbursement	-	-	-	-	-	-	-	-	-	-	-	-
001-49532	Code Enforcement Fines	-	-	-	-	-	-	-	-	-	-	-	-
001-49536	Conditional Use Permit	-	-	-	-	-	-	-	-	-	-	-	-
001-49548	Document Sales	-	-	-	-	-	-	-	-	-	-	-	-
001-49566	Home Occupation Permit	-	-	25.00	25.00	-	25.00	-	-	-	-	-	75.00
001-49585	Miscellaneous Permits	-	-	-	-	-	-	45.00	-	-	-	-	45.00
001-49609	Sale of Property	-	-	-	-	-	-	-	-	-	-	-	-
001-49632	Time Extension Fees	-	390.00	-	-	-	390.00	-	-	-	-	-	780.00
<b>Revenue Total:</b>		<b>678,080.29</b>	<b>707,840.21</b>	<b>609,752.64</b>	<b>540,193.33</b>	<b>727,516.50</b>	<b>1,274,693.65</b>	<b>721,149.49</b>	<b>436,649.54</b>	<b>248,659.53</b>	<b>785,773.44</b>	<b>308,174.24</b>	<b>7,038,482.86</b>

Percent of Budget: 76%  
Budget: \$ 9,268,813

Department Expenditures	July 2019-2020	August 2019-2020	September 2019-2020	October 2019-2020	November 2019-2020	December 2019-2020	January 2019-2020	February 2019-2020	March 2019-2020	April 2019-2020	May 2019-2020	June 2019-2020	FY 2019-2020
401 - CITY COUNCIL	9,993.86	12,160.96	9,753.34	10,697.74	12,631.31	10,205.25	12,492.72	8,599.88	9,015.06	8,734.53	8,805.94	-	113,090.59
402 - CITY MANAGER	17,540.29	29,979.86	22,844.92	22,262.89	23,975.84	21,170.47	29,097.15	20,422.76	19,923.15	19,885.23	20,349.38	-	247,451.94
403 - CITY CLERK	7,702.58	13,161.13	8,425.54	9,391.59	9,293.21	10,912.13	12,951.60	9,617.46	9,544.65	8,782.44	9,542.65	-	109,324.98
404 - CITY ATTORNEY	14,222.10	10,351.39	11,299.90	13,367.81	-	24,358.40	16,868.30	-	69,312.01	-	-	-	159,779.91
410 - NON-DEPARTMENTAL	359,747.98	68,183.79	64,185.73	55,943.41	59,348.88	159,440.55	55,829.26	58,059.71	65,448.13	92,851.58	54,186.61	-	1,093,225.63
420 - FINANCE	11,929.94	21,659.79	15,153.20	14,932.92	14,820.64	16,772.38	17,487.73	20,364.63	12,578.29	14,097.56	12,371.62	-	172,168.70
501 - PUBLIC SAFETY - POLICE/FIRE	152,362.86	204,683.71	150,997.40	150,798.81	206,439.83	238,541.54	150,640.71	219,768.86	164,660.05	178,103.43	222,056.32	-	2,039,053.52
510 - LEISURE SERVICES - LIBRARY	194,005.58	635.00	682.92	591.79	543.33	447.16	846.00	762.59	622.23	(260.70)	344.21	-	199,220.11
511 - RECREATION	44,623.33	60,495.01	34,585.17	47,424.45	37,752.58	39,536.82	57,470.86	36,072.29	35,917.39	35,556.26	39,518.43	-	468,952.59
550 - PUBLIC WORKS - STREET LIGHTS	-	4,443.50	4,544.79	4,595.07	4,659.01	4,822.15	5,001.25	4,822.02	4,769.34	4,751.55	4,603.73	-	47,012.41
551 - STORM WATER	11,332.04	10,172.50	9,862.50	14,722.00	12,307.50	10,818.33	147,606.59	9,020.83	6,657.50	3,577.70	18,285.00	-	254,362.49
552 - PUBLIC WORKS - PARKS	50,358.14	24,927.37	44,811.47	33,923.08	30,575.32	20,386.39	19,712.97	26,329.56	24,231.58	25,339.21	13,542.00	-	314,137.09
556 - PUBLIC WORKS - LANDSCAPE MAINTENANCE	7,207.00	7,297.87	9,276.29	9,649.35	8,109.13	13,513.29	12,081.21	6,514.57	6,102.20	6,547.28	2,958.16	-	89,256.35
558 - PUBLIC WORKS - GENERAL	38,204.07	53,272.57	71,332.84	53,859.93	44,356.81	43,791.26	53,823.04	49,551.25	38,614.92	99,250.79	1,975,992.01	-	2,522,049.49
565 - PLANNING	21,333.93	28,255.67	37,391.79	39,637.90	34,525.22	32,086.58	42,417.41	37,187.66	35,248.73	56,877.13	40,227.39	-	405,189.41
Transfer to CIP Fund 092 (Updated Monthly)	-	34,711.70	351,246.58	228,508.26	31,788.75	29,035.58	50,391.11	189,911.67	4,687.22	81,830.85	452,263.38	-	1,454,375.10
<b>Expense Total:</b>		<b>940,563.70</b>	<b>584,391.82</b>	<b>846,394.38</b>	<b>710,307.00</b>	<b>531,127.36</b>	<b>675,838.28</b>	<b>684,717.91</b>	<b>697,005.74</b>	<b>507,332.45</b>	<b>635,924.84</b>	<b>2,875,046.83</b>	<b>9,688,650.31</b>

Percent of Budget: 105%  
Budget: \$ 9,268,813

<b>General Fund Surplus (Deficit):</b>	<b>(262,483.41)</b>	<b>123,448.39</b>	<b>(236,641.74)</b>	<b>(170,113.67)</b>	<b>196,389.14</b>	<b>598,855.37</b>	<b>36,431.58</b>	<b>(260,356.20)</b>	<b>(258,672.92)</b>	<b>149,848.60</b>	<b>(2,566,872.59)</b>	<b>-</b>	<b>(2,650,167.45)</b>
--	---------------------	-------------------	---------------------	---------------------	-------------------	-------------------	------------------	---------------------	---------------------	-------------------	-----------------------	----------	-----------------------



# 005-Sewer Fund FY 2019-20 Enterprise Funds

For July 2019 Through June 2020, as of 5/31/2020

Percentage of Fiscal Year Elapsed: **92%**

	Original Total Budget	Current Total Budget	Period Activity	Fiscal Activity	Percent Received
<b>Revenue</b>					
<b>Category: Charges for Current Services</b>					
<a href="#">005-44110</a> Sales	1,195,950.00	1,195,950.00	83,223.96	1,098,814.27	91.88%
<a href="#">005-44120</a> Set-Up Fees	500.00	500.00	60.00	915.00	183.00%
<a href="#">005-44125</a> Late Charges	8,400.00	8,400.00	0.00	7,550.55	89.89%
<b>Charges for Service Total:</b>	<b>1,204,850.00</b>	<b>1,204,850.00</b>	<b>83,283.96</b>	<b>1,107,279.82</b>	<b>91.90%</b>
<b>Category: Use of Money and Property</b>					
<a href="#">005-44105</a> Interest	13,000.00	13,000.00	0.00	15,045.96	115.74%
<b>Use of Money and Property Total:</b>	<b>13,000.00</b>	<b>13,000.00</b>	<b>0.00</b>	<b>15,045.96</b>	<b>115.74%</b>
<b>Category: Miscellaneous</b>					
<a href="#">005-44250</a> Miscellaneous	-	-	0.00	0.00	0.00%
<a href="#">005-49652</a> Transfer from Reserves	475,419.00	650,419.00	0.00	0.00	0.00%
<b>Miscellaneous Total:</b>	<b>475,419.00</b>	<b>650,419.00</b>	<b>0.00</b>	<b>0.00</b>	<b>0.00%</b>
<b>Sewer Revenue Total:</b>	<b>\$ 1,693,269.00</b>	<b>\$ 1,868,269.00</b>	<b>\$ 83,283.96</b>	<b>\$ 1,122,325.78</b>	<b>60.07%</b>

	Original Total Budget	Current Total Budget	Period Activity	Fiscal Activity	Percent Used
<b>Expenses</b>					
<b>Category: Employee Services</b>					
<a href="#">005-701-50000</a> Salaries	254,943.00	254,943.00	19,057.94	219,381.93	86.05%
<a href="#">005-701-50120</a> Employer SS/MC	3,849.00	3,849.00	305.57	3,634.08	94.42%
<a href="#">005-701-50130</a> UI & Employee Training Tax	902.00	902.00	0.00	556.12	61.65%
<a href="#">005-701-50200</a> PERS Retirement	28,212.00	28,212.00	2,054.43	23,456.67	83.14%
<a href="#">005-701-50300</a> Workers Compensation	7,344.00	7,344.00	0.00	7,343.00	99.99%
<a href="#">005-701-50400</a> Medical Benefit	36,892.00	36,892.00	2,730.93	29,832.61	80.86%
<a href="#">005-701-50410</a> Employer Paid DCP	14,080.00	14,080.00	959.25	10,512.39	74.66%
<a href="#">005-701-50500</a> Group Life Insurance	340.00	340.00	23.80	259.43	76.30%
<b>Employee Services Total:</b>	<b>346,562.00</b>	<b>346,562.00</b>	<b>25,131.92</b>	<b>294,976.23</b>	<b>85.11%</b>
<b>Category: Operating &amp; Maintenance</b>					
<a href="#">005-701-50600</a> Insurance - Liability	10,000.00	10,000.00	0.00	6,866.00	68.66%
<a href="#">005-701-50610</a> Insurance - Property	7,650.00	7,650.00	0.00	7,323.00	95.73%
<a href="#">005-701-60021</a> Audit	9,500.00	9,500.00	0.00	6,391.66	67.28%
<a href="#">005-701-60131</a> Laundry/Uniform	1,100.00	1,100.00	0.00	1,365.60	124.15%
<a href="#">005-701-60210</a> Computer & Maintenance	12,500.00	12,500.00	236.01	10,636.43	85.09%
<a href="#">005-701-60211</a> Data Processing Contract Maint.	0.00	0.00	0.00	0.00	0.00%
<a href="#">005-701-60250</a> Maintenance/Repair	100,000.00	100,000.00	262.77	40,380.66	40.38%
<a href="#">005-701-60270</a> Maintenance - Vehicles	6,000.00	6,000.00	992.38	10,987.90	183.13%
<a href="#">005-701-60650</a> Membership & Publication	800.00	800.00	0.00	1,778.46	222.31%
<a href="#">005-701-60710</a> Travel & Training	4,000.00	4,000.00	245.10	1,257.71	31.44%
<a href="#">005-701-60800</a> Contract Services	250,000.00	250,000.00	12,131.31	231,232.40	92.49%
<a href="#">005-701-60830</a> Contract Services - Engineering	50,000.00	50,000.00	2,215.00	3,570.00	7.14%
<a href="#">005-701-60900</a> Miscellaneous	5,600.00	5,600.00	671.25	7,900.71	141.08%
<a href="#">005-701-60905</a> CalPERS Unfunded Accrued Liabi	29,554.00	29,554.00	0.00	29,553.00	100.00%
<a href="#">005-701-61111</a> Chemical/Analysis	35,000.00	35,000.00	229.47	30,925.32	88.36%
<a href="#">005-701-61127</a> Tools	2,000.00	2,000.00	0.00	1,123.67	56.18%
<a href="#">005-701-61130</a> Office Supplies	2,000.00	2,000.00	0.00	854.79	42.74%
<a href="#">005-701-61131</a> Postage	5,100.00	5,100.00	360.00	4,140.13	81.18%
<a href="#">005-701-61140</a> Operational Supplies	4,500.00	4,500.00	63.16	3,658.46	81.30%
<a href="#">005-701-61211</a> Utilities - Water	6,000.00	6,000.00	401.47	4,472.79	74.55%
<a href="#">005-701-61241</a> Utilities - Electric	102,000.00	102,000.00	7,944.56	80,008.51	78.44%
<a href="#">005-701-61280</a> Fuel - Vehicles	5,100.00	5,100.00	319.44	5,236.50	102.68%
<a href="#">005-701-67575</a> Regulatory Compliance	25,000.00	25,000.00	0.00	22,608.31	90.43%
<a href="#">005-701-67600</a> Safety Equipment	2,000.00	2,000.00	107.03	1,022.21	51.11%

**FUND 005: SEWER FUND**

For July 2019 Through June 2020, as of 5/31/2020

	Original Total Budget	Current Total Budget	Period Activity	Fiscal Activity	Percent Used
<a href="#">005-701-67705</a> Telephone	8,500.00	8,500.00	782.62	8,351.06	98.25%
<a href="#">005-701-68110</a> Depreciation*	275,000.00	275,000.00	22,916.67	252,083.34	91.67%
<a href="#">005-701-69100</a> Transfer to Other funds	362,803.00	537,803.00	4,884.69	129,289.70	24.04%
<b>Operating &amp; Maintenance Total:</b>	<b>1,321,707.00</b>	<b>1,496,707.00</b>	<b>54,762.93</b>	<b>903,018.32</b>	<b>60.33%</b>
<b>Category: 700 - Capital</b>					
<a href="#">005-701-72100</a> Office Equipment	0.00	0.00	0.00	-	0.00%
<a href="#">005-701-72300</a> Computer Equipment	0.00	0.00	0.00	7,042.22	0.00%
<a href="#">005-701-73100</a> Vehicles	0.00	0.00	0.00	-	0.00%
<a href="#">005-701-73500</a> Equipment	25,000.00	25,000.00	0.00	-	0.00%
<b>700-Capital Total:</b>	<b>25,000.00</b>	<b>25,000.00</b>	<b>0.00</b>	<b>7,042.22</b>	<b>0.00%</b>
<b>Fund: 005 -Sewer Expenses Total:</b>	<b>\$ 1,693,269.00</b>	<b>\$ 1,868,269.00</b>	<b>\$ 79,894.85</b>	<b>\$ 1,205,036.77</b>	<b>64.50%</b>
<b>Fund: 005 -Sewer Surplus (Deficit):</b>	<b>\$ -</b>	<b>\$ -</b>	<b>\$ 3,389.11</b>	<b>\$ (82,710.99)</b>	

\*NOTE: Capital Items are Included in the Depreciation Category, Depreciation is calculated at the End of the Fiscal Year. Estimated monthly depreciation is \$22,916.66.

**006-Sewer Capital**

For July 2019 Through June 2020, as of 5/31/2020

Percentage of Fiscal Year Elapsed: **92%**

	Original Total Budget	Current Total Budget	Period Activity	Fiscal Activity	Percent Received
<b>Revenue</b>					
<b>Category: Capital Contribution</b>					
<a href="#">006-44115</a> Connection Fees	58,000.00	58,000.00	0.00	0.00	0.00%
<a href="#">006-49652</a> Transfer in from Reserves	50,000.00	50,000.00	0.00	0.00	0.00%
<a href="#">006-49729</a> Transfer in from Sewer Fund	362,803.00	537,803.00	0.00	0.00	0.00%
<b>Capital Contributions Total:</b>	<b>470,803.00</b>	<b>645,803.00</b>	<b>0.00</b>	<b>0.00</b>	<b>0.00%</b>
<b>Category: Use of Money and Property</b>					
<a href="#">006-44105</a> Interest	2,113.00	2,113.00	0.00	997.56	0.00%
<b>Use of Money and Property Total:</b>	<b>2,113.00</b>	<b>2,113.00</b>	<b>0.00</b>	<b>997.56</b>	<b>0.00%</b>
<b>Sewer Capital Revenue Total:</b>	<b>\$ 472,916.00</b>	<b>\$ 647,916.00</b>	<b>\$ -</b>	<b>\$ 997.56</b>	<b>0.15%</b>
	Original Total Budget	Current Total Budget	Period Activity	Fiscal Activity	Percent Used
<b>Expenses</b>					
<a href="#">006-700-69100</a> WW Capital Transfer to Other Fu	0.00	0.00	0.00	0.00	0.00%
<a href="#">006-701-68110</a> Depreciation**	22,916.00	22,916.00	1,909.67	21,006.34	0.00%
<a href="#">006-702-69100</a> Transfer to Other Funds (CIP)	450,000.00	625,000.00	0.00	0.00	0.00%
<b>Sewer Capital Expense Total:</b>	<b>\$ 472,916.00</b>	<b>\$ 647,916.00</b>	<b>\$ 1,909.67</b>	<b>\$ 21,006.34</b>	<b>3.24%</b>
<b>Fund: 006-Sewer Capital Surplus (Deficit):</b>	<b>\$ -</b>	<b>\$ -</b>	<b>\$ (1,909.67)</b>	<b>\$ (20,008.78)</b>	

\*\*NOTE: Capital Items are Included in the Depreciation Category, Depreciation is calculated at the End of the Fiscal Year. Estimated monthly depreciation is \$1,909.67.

## Sewer Fund and Sewer Capital Fund Report Summary for the month ending May 31, 2020

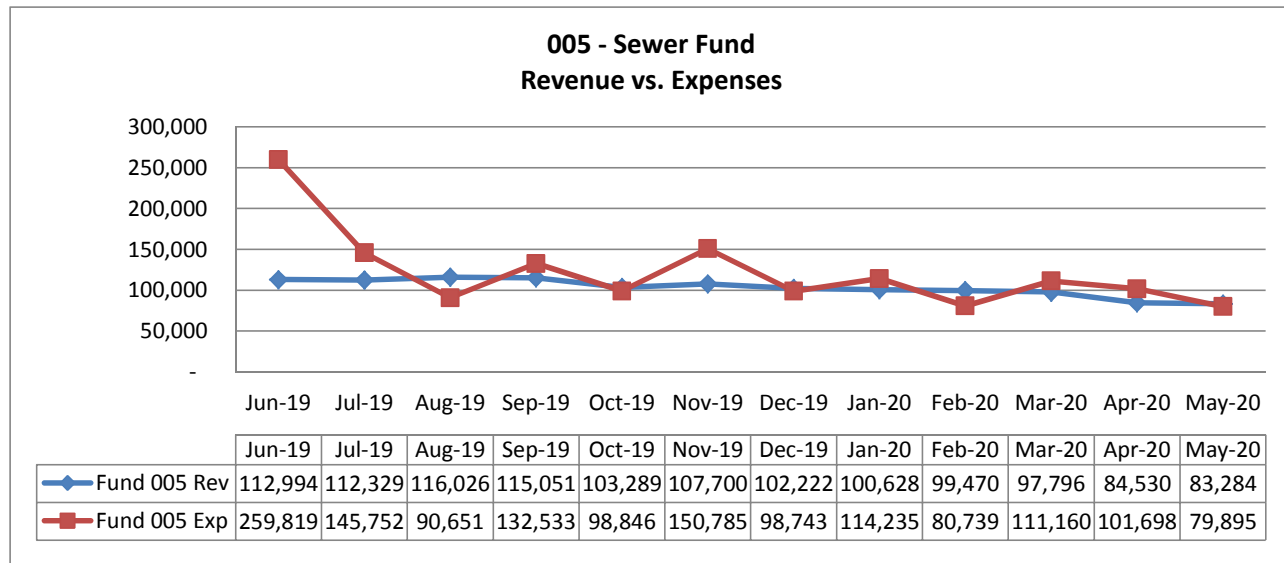
The Sewer Fund Revenue and Expense Summary Report compares budget to actual amounts through May 31, 2020. Upon monthly review, adjustments may be necessary. Contract Expenses lag up to 60 days. It should be noted that depreciation expense is estimated each month for reporting purposes. Actual depreciation expense will be calculated at the end of the fiscal year.

Although sewer revenue was slightly below budgeted revenue, revenue from Charges for Services was on target at 92 percent due to the sewer rate increase that became effective July 1, 2018. More usage due to the summer season may also contribute to higher than expected revenue from sewer services. Sewer expenses were below budgeted amount at the end of May.

Sewer Capital Fund: Connection Fees are received from new development and are restricted for Capital Improvement Projects that enhance capacity and cannot be used for operating costs. There was no activity in the Sewer Capital Fund this month. Estimated depreciation expense is reflected for the Sewer Capital Fund.

The graph below illustrates the 12-month revenue and expenditure trend for the Sewer Fund. It can be noted that revenue has been increasing at a steady pace while expenditures have been steady with some spikes in June 2019, July 2019 and November 2019. These spikes are due to repair and maintenance at the Wastewater treatment plant. Depreciation is recorded in June.

### Sewer Fund - 12 Month Trend







# 020- Water Fund

## FY 2019-20 Enterprise Funds

For July 2019 Through June 2020, as of 5/31/2020  
 Percentage of Fiscal Year Elapsed: **92%**

	Original Total Budget	Current Total Budget	Period Activity	Fiscal Activity	Percent Received
<b>Revenue</b>					
<b>Category: Charges for Current Services</b>					
<a href="#">020-44120</a> Set-Up Fees	500.00	500.00	60.00	915.00	183.00%
<a href="#">020-44125</a> Late Charges	12,000.00	12,000.00	0.00	11,373.63	94.78%
<a href="#">020-44210</a> Bulk Water	20,000.00	20,000.00	1,116.72	11,281.41	56.41%
<a href="#">020-44215</a> Sales	2,428,115.00	2,428,115.00	212,905.09	2,314,094.89	95.30%
<a href="#">020-44220</a> Meter Service Installation	5,000.00	5,000.00	0.00	0.00	0.00%
<a href="#">020-44240</a> Service Reinstatement Fee	960.00	960.00	0.00	586.00	61.04%
<b>Charges for Service Total:</b>	<b>2,466,575.00</b>	<b>2,466,575.00</b>	<b>214,081.81</b>	<b>2,338,250.93</b>	<b>94.80%</b>
<b>Category: Use of Money and Property</b>					
<a href="#">020-44105</a> Interest	24,000.00	24,000.00	0.00	28,431.76	118.47%
<b>Use of Money and Property Total:</b>	<b>24,000.00</b>	<b>24,000.00</b>	<b>0.00</b>	<b>28,431.76</b>	<b>118.47%</b>
<b>Category: Miscellaneous</b>					
<a href="#">020-44250</a> Miscellaneous	0.00	0.00	20.00	261.16	0.00%
<a href="#">020-49656</a> Hydrant Permits	3,000.00	3,000.00	250.00	2,700.00	90.00%
<a href="#">020-49661</a> Transfer from Reserves	352,971.00	352,971.00	0.00	0.00	0.00%
<b>Miscellaneous Total:</b>	<b>355,971.00</b>	<b>355,971.00</b>	<b>270.00</b>	<b>2,961.16</b>	<b>0.83%</b>
<b>Water Revenue Total:</b>	<b>\$ 2,846,546.00</b>	<b>\$ 2,846,546.00</b>	<b>\$ 214,351.81</b>	<b>\$ 2,369,643.85</b>	<b>83.25%</b>

	Original Total Budget	Current Total Budget	Period Activity	Fiscal Activity	Percent Used
<b>Expenses</b>					
<b>Category: Employee Services</b>					
<a href="#">020-601-50000</a> Salaries	254,943.00	254,943.00	19,057.90	219,380.60	86.05%
<a href="#">020-601-50035</a> Hourly	0.00	0.00	0.00	0.00	0.00%
<a href="#">020-601-50120</a> Employer SS/MC	3,849.00	3,849.00	305.54	3,633.43	94.40%
<a href="#">020-601-50130</a> UI & Employee Training Tax	902.00	902.00	0.00	555.59	61.60%
<a href="#">020-601-50200</a> PERS Retirement	28,212.00	28,212.00	2,054.29	23,453.63	83.13%
<a href="#">020-601-50300</a> Workers Compensation	7,344.00	7,344.00	0.00	7,343.00	99.99%
<a href="#">020-601-50400</a> Medical Benefit	36,892.00	36,892.00	2,730.84	29,831.91	80.86%
<a href="#">020-601-50410</a> Employer Paid DCP	14,080.00	14,080.00	959.15	10,510.93	74.65%
<a href="#">020-601-50500</a> Group Life Insurance	340.00	340.00	23.65	257.66	75.78%
<b>Employee Services Total:</b>	<b>346,562.00</b>	<b>346,562.00</b>	<b>25,131.37</b>	<b>294,966.75</b>	<b>85.11%</b>
<b>Category: Operating &amp; Maintenance</b>					
<a href="#">020-601-50600</a> Insurance - Liability	10,000.00	10,000.00	0.00	6,866.00	68.66%
<a href="#">020-601-50610</a> Insurance - Property	7,650.00	7,650.00	0.00	7,323.00	95.73%
<a href="#">020-601-60021</a> Audit	9,500.00	9,500.00	0.00	6,391.66	67.28%
<a href="#">020-601-60131</a> Laundry/Uniform	1,000.00	1,000.00	0.00	937.39	93.74%
<a href="#">020-601-60210</a> Computer & Maintenance	15,000.00	15,000.00	0.00	13,966.26	93.11%
<a href="#">020-601-60211</a> Data Processing Contract Maint.	0.00	0.00	0.00	0.00	0.00%
<a href="#">020-601-60250</a> Maintenance/Repair	50,000.00	50,000.00	473.26	60,376.74	120.75%
<a href="#">020-601-60270</a> Maintenance - Vehicles	6,000.00	6,000.00	959.77	7,379.03	122.98%
<a href="#">020-701-60550</a> Printing	0.00	0.00	0.00	0.00	0.00%
<a href="#">020-601-60650</a> Membership & Publication	3,000.00	3,000.00	0.00	941.50	31.38%
<a href="#">020-601-60710</a> Travel & Training	12,000.00	12,000.00	0.00	4,833.96	40.28%
<a href="#">020-601-60800</a> Contract Services	85,000.00	85,000.00	1,880.50	38,038.73	44.75%
<a href="#">020-601-60830</a> Contract Services - Engineering	75,000.00	75,000.00	10,505.00	61,288.08	81.72%
<a href="#">020-601-60900</a> Miscellaneous	5,500.00	5,500.00	671.25	7,913.84	143.89%
<a href="#">020-601-60905</a> CalPERS Unfunded Accrued Liability	29,554.00	29,554.00	0.00	29,553.00	100.00%
<a href="#">020-601-61111</a> Chemical/Analysis	40,000.00	40,000.00	1,613.93	31,205.42	78.01%
<a href="#">020-601-61127</a> Tools	3,000.00	3,000.00	27.12	1,179.83	39.33%

**FUND 020: WATER FUND**

For July 2019 Through June 2020, as of 5/31/2020

	Original Total Budget	Current Total Budget	Period Activity	Fiscal Activity	Percent Used
<a href="#">020-601-61130</a> Office Supplies	2,000.00	2,000.00	32.85	901.41	45.07%
<a href="#">020-601-61131</a> Postage	5,100.00	5,100.00	360.00	4,140.12	81.18%
<a href="#">020-601-61140</a> Operational Supplies	1,500.00	1,500.00	12.92	1,486.81	99.12%
<a href="#">020-601-61240</a> Meter Expense	25,000.00	25,000.00	0.00	12,335.22	49.34%
<a href="#">020-601-61241</a> Utilities - Electric	140,000.00	140,000.00	9,054.43	109,304.89	78.07%
<a href="#">020-601-61280</a> Fuel - Vehicles	6,000.00	6,000.00	319.44	5,236.50	87.28%
<a href="#">020-601-67575</a> Regulatory Compliance	21,000.00	21,000.00	0.00	18,988.65	90.42%
<a href="#">020-601-67600</a> Safety Equipment	1,500.00	1,500.00	107.03	1,215.35	81.02%
<a href="#">020-601-67610</a> Santa Ynez River Appropriation	25,000.00	25,000.00	0.00	14,383.39	57.53%
<a href="#">020-601-67635</a> State Water Project	1,300,000.00	1,300,000.00	93,027.38	1,061,574.53	81.66%
<a href="#">020-601-67705</a> Telephone	10,000.00	10,000.00	774.15	7,733.43	77.33%
<a href="#">020-601-67820</a> Write-Off	0.00	0.00	0.00	0.00	0.00%
<a href="#">020-601-68110</a> Depreciation***	220,000.00	220,000.00	18,333.33	201,666.67	91.67%
<a href="#">020-601-69100</a> Transfer to Other funds	380,680.00	380,680.00	5,135.11	318,627.26	83.70%
<b>Operating &amp; Maintenance Total:</b>	<b>2,489,984.00</b>	<b>2,489,984.00</b>	<b>143,287.47</b>	<b>2,035,788.67</b>	<b>81.76%</b>
<b>Category: Minor Capital</b>					
<a href="#">020-601-72300</a> Computer Equipment	0.00	0.00	0.00	3,939.01	100.00%
<a href="#">020-601-73500</a> Equipment	10,000.00	10,000.00	0.00	2,620.46	26.20%
<a href="#">020-601-74100</a> Improvements	0.00	0.00	0.00	58.05	100.00%
<b>Minor Capital Total:</b>	<b>10,000.00</b>	<b>10,000.00</b>	<b>0.00</b>	<b>6,617.52</b>	<b>66.18%</b>
<b>Water Expense Total:</b>	<b>\$ 2,846,546.00</b>	<b>\$ 2,846,546.00</b>	<b>\$ 168,418.84</b>	<b>\$ 2,337,372.94</b>	<b>82.11%</b>
<b>Fund: 020 -Water Surplus (Deficit):</b>	<b>\$ -</b>	<b>\$ -</b>	<b>\$ 45,932.97</b>	<b>\$ 32,270.91</b>	

\*\*\*NOTE: Capital Items are Included in the Depreciation Category, Depreciation is calculated at the End of the Fiscal Year. Estimated monthly depreciation is \$18,333.33.

**021-Water Capital**

For July 2019 Through June 2020, as of 5/31/2020

Percentage of Fiscal Year Elapsed: 92%

	Original Total Budget	Current Total Budget	Period Activity	Fiscal Activity	Percent Received
<b>Revenue</b>					
<b>Category: Capital Contribution</b>					
<a href="#">021-44115</a> Connection Fees	90,000.00	90,000.00	0.00	0.00	0.00%
<a href="#">021-49652</a> Transfer in from Reserves	150,000.00	150,000.00	0.00	0.00	0.00%
<a href="#">021-49732</a> Transfer in from Water Fund	380,680.00	380,680.00	0.00	0.00	0.00%
<b>Contributions Total:</b>	<b>620,680.00</b>	<b>620,680.00</b>	<b>0.00</b>	<b>0.00</b>	<b>0.00%</b>
<b>Category: Use of Money and Property</b>					
<a href="#">021-44105</a> Interest	3,320.00	3,320.00	0.00	1,643.02	0.00%
<b>Use of Money and Property Total:</b>	<b>3,320.00</b>	<b>3,320.00</b>	<b>0.00</b>	<b>1,643.02</b>	<b>0.00%</b>
<b>Water Capital Revenue Total:</b>	<b>\$ 624,000.00</b>	<b>\$ 624,000.00</b>	<b>\$ -</b>	<b>\$ 1,643.02</b>	<b>0.26%</b>
<b>Expenses</b>					
<a href="#">021-600-69100</a> Water Capital Transfer to Other Fu	0.00	0.00	0.00	0.00	0.00%
<a href="#">021-601-68100</a> Depreciation****	24,000.00	24,000.00	2,000.00	22,000.00	0.00%
<a href="#">021-602-69100</a> Transfer to Other Funds (CIP)	600,000.00	600,000.00	0.00	0.00	0.00%
<b>Expense Total:</b>	<b>\$ 624,000.00</b>	<b>\$ 624,000.00</b>	<b>\$ 2,000.00</b>	<b>\$ 22,000.00</b>	<b>3.53%</b>
<b>Fund: 021-Water Capital Surplus (Deficit):</b>	<b>\$ -</b>	<b>\$ -</b>	<b>\$ (2,000.00)</b>	<b>\$ (20,356.98)</b>	

\*\*\*\*NOTE: Capital Items are Included in the Depreciation Category, Depreciation is calculated at the End of the Fiscal Year. Estimated monthly depreciation is \$2,000.00.

## Water Fund and Water Capital Fund Report Summary for the month ending May 31, 2020

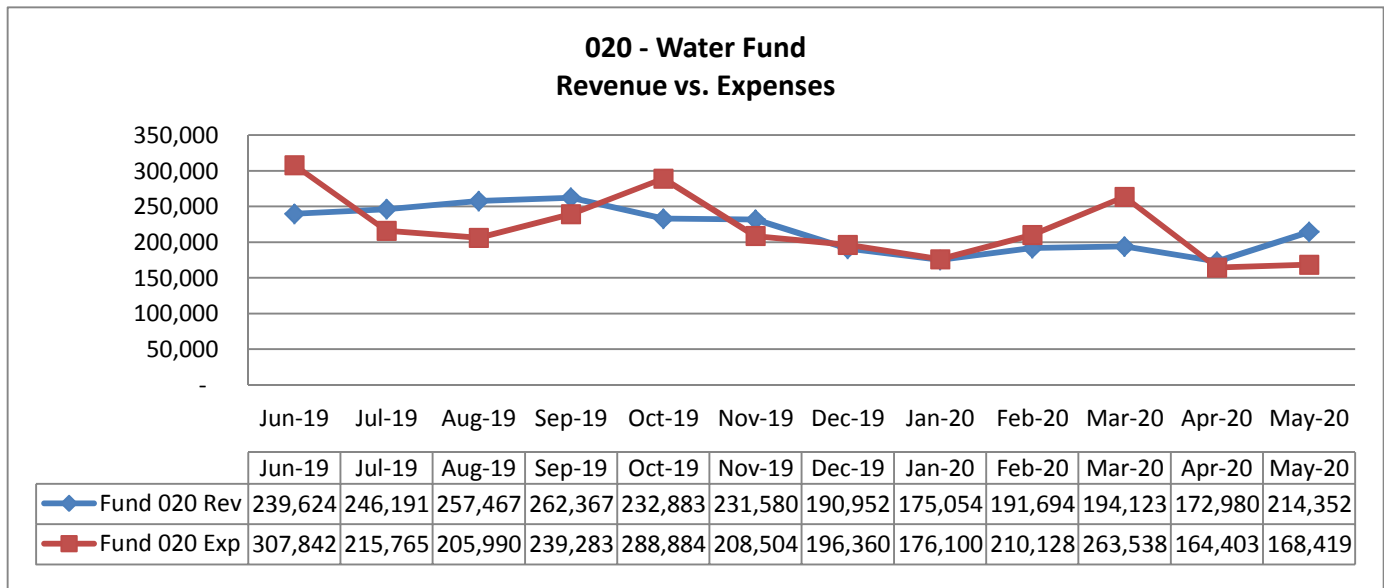
The Water Fund Revenue and Expense Summary Report compares budget to actual amounts through May 31, 2020. Upon monthly review, adjustments may be necessary. It should be noted that depreciation expense is estimated each month for reporting purposes. Actual depreciation expense will be calculated at the end of the fiscal year.

Water revenue from Charges for Services was above targeted amount at 86 percent due to a water rate increase that became effective July 1, 2018. Increased usage due to the summer season may also contribute to higher than expected revenue from water services. Overall, water revenue was on target at 95 percent. Water expenses were below budget at the end of May.

Water Capital Fund: Connection Fees are received from new development and are restricted for Capital Improvement Projects that enhance capacity and cannot be used for operating costs. There was no activity in the Water Capital Fund this month. Estimated depreciation expense is reflected for the Water Capital Fund.

The graph below illustrates the 12-month revenue and expenditure trend for the Water Fund. It can be noted that revenue has been consistent the last 12 months. The increase in Summer 2019 is due to seasonal high water usage . Water Expenses have been steady, with the exception of June when depreciation is recorded and October with the recent addition of a generator.

### Water Fund - 12 Month Trend





# Monthly Activity Report

## FY 2019-20 Enterprise Funds

For July 2019 Through June 2020, as of 5/31/2020

### Fund: 005 - Sewer Fund

	July 2019	August 2019	September 2019	October 2019	November 2019	December 2019	January 2020	February 2020	March 2020	April 2020	May 2020	June 2020	FY 19/20 Total
<b>Revenue</b>													
<b>Category: Charges for Current Services</b>													
<a href="#">005-44110</a> Sales	111,275.02	114,757.48	108,671.43	102,279.21	106,871.68	95,922.13	99,765.67	98,391.86	93,235.83	84,420.00	83,223.96		1,098,814.27
<a href="#">005-44120</a> Set-Up Fees	100.00	120.00	90.00	115.00	40.00	60.00	65.00	65.00	90.00	110.00	60.00		915.00
<a href="#">005-44125</a> Late Charges	953.99	1,148.62	900.07	894.47	788.47	1,057.72	797.30	1,012.96	(3.05)	-	-		7,550.55
<b>Charges for Current Services Total:</b>	<b>112,329.01</b>	<b>116,026.10</b>	<b>109,661.50</b>	<b>103,288.68</b>	<b>107,700.15</b>	<b>97,039.85</b>	<b>100,627.97</b>	<b>99,469.82</b>	<b>93,322.78</b>	<b>84,530.00</b>	<b>83,283.96</b>	-	<b>1,107,279.82</b>
<b>Category: Use of Money and Property</b>													
<a href="#">005-44105</a> Interest	-	-	5,389.87	-	-	5,182.53	-	-	4,473.56	-	-		15,045.96
<b>Use of Money and Property Total:</b>	<b>-</b>	<b>-</b>	<b>5,389.87</b>	<b>-</b>	<b>-</b>	<b>5,182.53</b>	<b>-</b>	<b>-</b>	<b>4,473.56</b>	<b>-</b>	<b>-</b>	-	<b>15,045.96</b>
<b>Category: Miscellaneous</b>													
<a href="#">005-44250</a> Miscellaneous	-	-	-	-	-	-	-	-	-	-	-		-
<a href="#">005-49652</a> Transfer from Reserves	-	-	-	-	-	-	-	-	-	-	-		-
<b>Miscellaneous Total:</b>	<b>-</b>	<b>-</b>	<b>-</b>	<b>-</b>	<b>-</b>	<b>-</b>	<b>-</b>	<b>-</b>	<b>-</b>	<b>-</b>	<b>-</b>	-	<b>-</b>
<b>Sewer Revenue Total:</b>	<b>112,329.01</b>	<b>116,026.10</b>	<b>115,051.37</b>	<b>103,288.68</b>	<b>107,700.15</b>	<b>102,222.38</b>	<b>100,627.97</b>	<b>99,469.82</b>	<b>97,796.34</b>	<b>84,530.00</b>	<b>83,283.96</b>	-	<b>1,122,325.78</b>
<b>Expense</b>													
<b>Category: 500 - Employee Services</b>													
<a href="#">005-701-50000</a> Salaries	9,537.28	27,894.21	18,606.88	19,333.84	19,071.26	20,957.28	27,506.90	19,394.62	18,613.87	19,407.85	19,057.94		219,381.93
<a href="#">005-701-50120</a> Employer SS/MC	292.67	438.66	297.92	308.55	304.72	334.91	430.88	310.43	299.12	310.65	305.57		3,634.08
<a href="#">005-701-50130</a> UI & Employee Training Tax	35.18	15.14	-	-	-	32.34	465.38	8.08	-	-	-		556.12
<a href="#">005-701-50200</a> PERS Retirement	1,017.06	3,021.00	2,034.57	2,040.26	2,042.15	2,122.31	2,961.51	2,054.49	2,054.45	2,054.44	2,054.43		23,456.67
<a href="#">005-701-50300</a> Workers Compensation	7,343.00	-	-	-	-	-	-	-	-	-	-		7,343.00
<a href="#">005-701-50400</a> Medical Benefit	2,705.50	2,769.94	2,769.94	2,751.31	2,769.94	2,477.26	3,063.86	2,298.31	2,746.44	2,749.18	2,730.93		29,832.61
<a href="#">005-701-50410</a> Employer Paid DCP	617.80	1,266.83	849.33	854.19	855.84	923.87	1,307.51	959.23	959.28	959.26	959.25		10,512.39
<a href="#">005-701-50500</a> Group Life Ins Benefit	21.29	23.82	23.80	23.81	23.81	25.50	22.17	23.83	23.78	23.82	23.80		259.43
<b>Employee Services Total:</b>	<b>21,569.78</b>	<b>35,429.60</b>	<b>24,582.44</b>	<b>25,311.96</b>	<b>25,067.72</b>	<b>26,873.47</b>	<b>35,758.21</b>	<b>25,048.99</b>	<b>24,696.94</b>	<b>25,505.20</b>	<b>25,131.92</b>	-	<b>294,976.23</b>
<b>Category: Operating &amp; Maintenance</b>													
<a href="#">005-701-50600</a> Insurance - Liability	6,866.00	-	-	-	-	-	-	-	-	-	-		6,866.00
<a href="#">005-701-50610</a> Insurance - Property	7,323.00	-	-	-	-	-	-	-	-	-	-		7,323.00
<a href="#">005-701-60021</a> Audit	-	-	2,333.33	333.33	2,333.33	1,391.67	-	-	-	-	-		6,391.66
<a href="#">005-701-60131</a> Laundry / Uniforms	172.18	199.96	437.87	177.52	343.65	-	(14.01)	-	-	48.43	-		1,365.60
<a href="#">005-701-60210</a> Computer Maintenance & Software	7,949.63	236.01	6.40	712.02	236.01	241.91	236.01	303.41	243.01	236.01	236.01		10,636.43
<a href="#">005-701-60211</a> Data Processing Contract Maint	-	-	-	-	-	-	-	-	-	-	-		-
<a href="#">005-701-60250</a> Maintenance / Repair	8,161.47	4,037.31	1,130.47	6,356.26	3,896.71	3,656.23	1,592.72	3,763.02	(3,241.15)	10,764.85	262.77		40,380.66
<a href="#">005-701-60270</a> Maintenance - Vehicles	104.43	486.97	488.51	1,156.88	1,797.21	700.20	1,162.90	1,133.70	-	2,964.72	992.38		10,987.90
<a href="#">005-701-60650</a> Membership & Publications	-	388.50	-	1,004.50	-	-	-	-	385.46	-	-		1,778.46
<a href="#">005-701-60710</a> Travel & Training	38.33	-	-	943.94	-	-	6.07	-	24.27	-	245.10		1,257.71
<a href="#">005-701-60800</a> Contract Services	20,102.34	9,120.95	30,067.21	8,764.42	23,723.96	15,940.87	29,892.23	6,069.31	50,231.66	25,188.14	12,131.31		231,232.40
<a href="#">005-701-60830</a> Contract Services-Engineering	262.50	-	525.00	-	-	-	-	567.50	-	-	2,215.00		3,570.00
<a href="#">005-701-60900</a> Miscellaneous	699.48	680.02	722.65	678.43	818.23	716.78	845.28	679.08	685.79	703.72	671.25		7,900.71
<a href="#">005-701-60905</a> CalPERS Unfunded Accrued Liability	29,553.00	-	-	-	-	-	-	-	-	-	-		29,553.00
<a href="#">005-701-61111</a> Chemicals / Analysis	3,003.68	2,783.44	2,240.86	5,321.73	1,294.18	4,246.71	3,429.93	1,860.82	4,906.02	1,608.48	229.47		30,925.32
<a href="#">005-701-61127</a> Tools	331.86	64.62	183.25	55.46	139.03	-	32.30	317.15	-	-	-		1,123.67

	July	August	September	October	November	December	January	February	March	April	May	June	FY 19/20 Total
	2019	2019	2019	2019	2019	2019	2020	2020	2020	2020	2020	2020	
<a href="#">005-701-61130</a> Office Supplies	54.35	317.82	52.79	42.94	-	8.47	10.75	367.67	-	-	-	-	854.79
<a href="#">005-701-61131</a> Postage	260.00	393.33	398.31	260.00	478.67	360.00	409.92	379.90	480.00	360.00	360.00	-	4,140.13
<a href="#">005-701-61140</a> Operational Supplies	693.38	215.62	476.62	238.66	715.33	-	1,105.78	-	51.67	98.24	63.16	-	3,658.46
<a href="#">005-701-61211</a> Utilities - Water	401.47	404.45	407.43	407.43	401.47	404.45	404.45	431.27	407.43	401.47	401.47	-	4,472.79
<a href="#">005-701-61241</a> Utilities - Electric	-	9,864.27	8,880.23	8,657.40	8,479.71	6,680.45	6,652.58	7,145.44	7,781.48	7,922.39	7,944.56	-	80,008.51
<a href="#">005-701-61280</a> Fuel - Vehicles	589.50	444.29	552.76	612.89	488.16	455.22	506.46	456.48	447.42	363.88	319.44	-	5,236.50
<a href="#">005-701-67575</a> Regulatory Compliance	-	-	-	-	21,392.00	-	459.31	-	-	757.00	-	-	22,608.31
<a href="#">005-701-67600</a> Safety Equipment	211.69	208.45	-	-	-	-	-	-	401.71	93.33	107.03	-	1,022.21
<a href="#">005-701-67705</a> Telephone	735.42	757.38	759.24	754.01	741.19	779.34	760.97	756.88	741.26	782.75	782.62	-	8,351.06
<a href="#">005-701-68110</a> Depreciation	22,916.67	22,916.67	22,916.66	22,916.67	22,916.67	22,916.66	22,916.67	22,916.67	22,916.66	22,916.67	22,916.67	-	252,083.34
<a href="#">005-701-69100</a> Transfer to Other Funds	13,751.92	1,701.50	35,370.70	14,139.99	35,521.52	13,370.71	8,066.26	1,499.69	-	982.72	4,884.69	-	129,289.70
<a href="#">005-701-69400</a> Transfer to Reserves	-	-	-	-	-	-	-	-	-	-	-	-	-
<b>Operating &amp; Maintenance Total:</b>	<b>124,182.30</b>	<b>55,221.56</b>	<b>107,950.29</b>	<b>73,534.48</b>	<b>125,717.03</b>	<b>71,869.67</b>	<b>78,476.58</b>	<b>48,647.99</b>	<b>86,462.69</b>	<b>76,192.80</b>	<b>54,762.93</b>	<b>-</b>	<b>903,018.32</b>
<b>Category: 700 - Capital</b>													
<a href="#">005-701-72100</a> Office Equipment	-	-	-	-	-	-	-	-	-	-	-	-	-
<a href="#">005-701-72300</a> Computer Equipment	-	-	-	-	-	-	-	7,042.22	-	-	-	-	7,042.22
<a href="#">005-701-73100</a> Vehicles	-	-	-	-	-	-	-	-	-	-	-	-	-
<a href="#">005-701-73500</a> Equipment	-	-	-	-	-	-	-	-	-	-	-	-	-
<b>Category 700 - Capital Total:</b>	<b>-</b>	<b>-</b>	<b>-</b>	<b>-</b>	<b>-</b>	<b>-</b>	<b>-</b>	<b>7,042.22</b>	<b>-</b>	<b>-</b>	<b>-</b>	<b>-</b>	<b>7,042.22</b>
<b>Expense Total:</b>	<b>145,752.08</b>	<b>90,651.16</b>	<b>132,532.73</b>	<b>98,846.44</b>	<b>150,784.75</b>	<b>98,743.14</b>	<b>114,234.79</b>	<b>80,739.20</b>	<b>111,159.63</b>	<b>101,698.00</b>	<b>79,894.85</b>	<b>-</b>	<b>1,205,036.77</b>
<b>Fund 005 Surplus (Deficit):</b>	<b>(33,423.07)</b>	<b>25,374.94</b>	<b>(17,481.36)</b>	<b>4,442.24</b>	<b>(43,084.60)</b>	<b>3,479.24</b>	<b>(13,606.82)</b>	<b>18,730.62</b>	<b>(13,363.29)</b>	<b>(17,168.00)</b>	<b>3,389.11</b>	<b>-</b>	<b>(82,710.99)</b>

### Fund: 006 - Wastewater Capital

	July	August	September	October	November	December	January	February	March	April	May	June	FY 19/20 Total
	2019	2019	2019	2019	2019	2019	2020	2020	2020	2020	2020	2020	
<b>Revenue</b>													
<b>Category: Capital Contribution</b>													
<a href="#">006-44115</a> Connection Fees	-	-	-	-	-	-	-	-	-	-	-	-	-
<a href="#">006-49652</a> Transfer in from Reserves	-	-	-	-	-	-	-	-	-	-	-	-	-
<a href="#">006-49729</a> Transfer in from Sewer Fund	-	-	-	-	-	-	-	-	-	-	-	-	-
<b>Capital Contribution Total:</b>	<b>-</b>	<b>-</b>	<b>-</b>	<b>-</b>	<b>-</b>	<b>-</b>	<b>-</b>	<b>-</b>	<b>-</b>	<b>-</b>	<b>-</b>	<b>-</b>	<b>-</b>
<b>Category: 490 - Use of Money and Property</b>													
<a href="#">006-44105</a> Interest	-	-	361.60	-	-	347.95	-	-	288.01	-	-	-	997.56
<b>Use of Money and Property Total:</b>	<b>-</b>	<b>-</b>	<b>361.60</b>	<b>-</b>	<b>-</b>	<b>347.95</b>	<b>-</b>	<b>-</b>	<b>288.01</b>	<b>-</b>	<b>-</b>	<b>-</b>	<b>997.56</b>
<b>Revenue Total:</b>	<b>-</b>	<b>-</b>	<b>361.60</b>	<b>-</b>	<b>-</b>	<b>347.95</b>	<b>-</b>	<b>-</b>	<b>288.01</b>	<b>-</b>	<b>-</b>	<b>-</b>	<b>997.56</b>
<b>Expense</b>													
<b>Category: 600 - Operating &amp; Maintenance</b>													
<a href="#">006-700-69100</a> WW Capital Transfer to Other Funds	-	-	-	-	-	-	-	-	-	-	-	-	-
<a href="#">006-701-68110</a> Depreciation	1,909.67	1,909.67	1,909.66	1,909.67	1,909.67	1,909.66	1,909.67	1,909.67	1,909.66	1,909.67	1,909.67	-	21,006.34
<a href="#">006-702-69100</a> Transfer to Other Funds for CIPs	-	-	-	-	-	-	-	-	-	-	-	-	-
<b>Operating &amp; Maintenance Total:</b>	<b>1,909.67</b>	<b>1,909.67</b>	<b>1,909.66</b>	<b>1,909.67</b>	<b>1,909.67</b>	<b>1,909.66</b>	<b>1,909.67</b>	<b>1,909.67</b>	<b>1,909.66</b>	<b>1,909.67</b>	<b>1,909.67</b>	<b>-</b>	<b>21,006.34</b>
<b>Expense Total:</b>	<b>1,909.67</b>	<b>1,909.67</b>	<b>1,909.66</b>	<b>1,909.67</b>	<b>1,909.67</b>	<b>1,909.66</b>	<b>1,909.67</b>	<b>1,909.67</b>	<b>1,909.66</b>	<b>1,909.67</b>	<b>1,909.67</b>	<b>-</b>	<b>21,006.34</b>
<b>Fund 006 Surplus (Deficit):</b>	<b>(1,909.67)</b>	<b>(1,909.67)</b>	<b>(1,548.06)</b>	<b>(1,909.67)</b>	<b>(1,909.67)</b>	<b>(1,561.71)</b>	<b>(1,909.67)</b>	<b>(1,909.67)</b>	<b>(1,621.65)</b>	<b>(1,909.67)</b>	<b>(1,909.67)</b>	<b>-</b>	<b>(20,008.78)</b>

**Fund: 020 - Water Fund**

	July	August	September	October	November	December	January	February	March	April	May	June	FY 19/20 Total
	2019	2019	2019	2019	2019	2019	2020	2020	2020	2020	2020	2020	
<b>Revenue</b>													
<b>Category: 440 - Charges for Current Services</b>													
<a href="#">020-44120</a>	Set-Up Fees	100.00	120.00	90.00	115.00	40.00	60.00	65.00	65.00	90.00	110.00	60.00	915.00
<a href="#">020-44125</a>	Late Charges	1,338.03	2,148.16	1,506.19	1,365.02	1,120.38	1,419.17	1,093.93	1,387.19	(4.44)	-	-	11,373.63
<a href="#">020-44210</a>	Bulk Water	1,408.59	2,055.78	1,281.69	1,116.72	1,002.51	1,307.07	88.83	494.91	520.29	888.30	1,116.72	11,281.41
<a href="#">020-44215</a>	Sales	243,014.00	252,673.46	249,582.53	229,793.70	229,127.46	177,792.59	173,596.53	189,486.56	184,340.79	171,782.18	212,905.09	2,314,094.89
<a href="#">020-44220</a>	Meter Service Installation	-	-	-	-	-	-	-	-	-	-	-	-
<a href="#">020-44240</a>	Service Reinstatement Fee	60.00	80.00	73.00	193.00	40.00	80.00	40.00	-	-	-	-	586.00
	<b>Charges for Current Services Total:</b>	<b>245,920.62</b>	<b>257,077.40</b>	<b>252,533.41</b>	<b>232,583.44</b>	<b>231,330.35</b>	<b>180,658.83</b>	<b>174,864.29</b>	<b>191,473.66</b>	<b>184,946.64</b>	<b>172,780.48</b>	<b>214,081.81</b>	<b>2,338,250.93</b>
<b>Use of Money &amp; Property</b>													
<a href="#">020-44105</a>	Interest	-	-	9,433.21	-	-	10,106.70	-	-	8,891.85	-	-	28,431.76
	<b>Use of Money &amp; Property Total:</b>	<b>-</b>	<b>-</b>	<b>9,433.21</b>	<b>-</b>	<b>-</b>	<b>10,106.70</b>	<b>-</b>	<b>-</b>	<b>8,891.85</b>	<b>-</b>	<b>-</b>	<b>28,431.76</b>
<b>Category: Miscellaneous</b>													
<a href="#">020-44250</a>	Miscellaneous	20.00	40.00	-	-	-	36.89	40.00	20.00	84.27	-	20.00	261.16
<a href="#">020-49656</a>	Hydrant Permits	250.00	350.00	400.00	300.00	250.00	150.00	150.00	200.00	200.00	200.00	250.00	2,700.00
<a href="#">020-49660</a>	Transfer from Gen Fund & Sewer	-	-	-	-	-	-	-	-	-	-	-	-
<a href="#">020-49661</a>	Transfer from Reserves	-	-	-	-	-	-	-	-	-	-	-	-
	<b>Miscellaneous Total:</b>	<b>270.00</b>	<b>390.00</b>	<b>400.00</b>	<b>300.00</b>	<b>250.00</b>	<b>186.89</b>	<b>190.00</b>	<b>220.00</b>	<b>284.27</b>	<b>200.00</b>	<b>270.00</b>	<b>2,961.16</b>
	<b>Water Revenue Total:</b>	<b>246,190.62</b>	<b>257,467.40</b>	<b>262,366.62</b>	<b>232,883.44</b>	<b>231,580.35</b>	<b>190,952.42</b>	<b>175,054.29</b>	<b>191,693.66</b>	<b>194,122.76</b>	<b>172,980.48</b>	<b>214,351.81</b>	<b>2,369,643.85</b>
<b>Expense</b>													
<b>Category: 500 - Employee Services</b>													
<a href="#">020-601-50000</a>	Salaries	9,537.20	27,893.98	18,606.74	19,333.71	19,071.20	20,957.18	27,506.70	19,394.47	18,613.76	19,407.76	19,057.90	219,380.60
<a href="#">020-601-50035</a>	Hourly	-	-	-	-	-	-	-	-	-	-	-	-
<a href="#">020-601-50120</a>	Employer SS/MC	292.59	438.54	297.84	308.45	304.72	334.88	430.74	310.43	299.10	310.60	305.54	3,633.43
<a href="#">020-601-50130</a>	UI & Employee Training Tax	35.12	15.14	-	-	-	32.34	464.89	8.10	-	-	-	555.59
<a href="#">020-601-50200</a>	PERS Retirement	1,016.91	3,020.58	2,034.20	2,039.99	2,041.85	2,122.02	2,961.05	2,054.21	2,054.26	2,054.27	2,054.29	23,453.63
<a href="#">020-601-50300</a>	Workers Compensation	7,343.00	-	-	-	-	-	-	-	-	-	-	7,343.00
<a href="#">020-601-50400</a>	Medical Benefit	2,705.37	2,769.89	2,769.89	2,751.30	2,769.87	2,477.22	3,063.82	2,298.22	2,746.37	2,749.12	2,730.84	29,831.91
<a href="#">020-601-50410</a>	Employer Paid DCP	617.70	1,266.65	849.22	854.09	855.65	923.67	1,307.39	959.16	959.11	959.14	959.15	10,510.93
<a href="#">020-601-50500</a>	Group Life Ins Benefit	21.20	23.66	23.66	23.63	23.66	25.29	21.95	23.63	23.70	23.63	23.65	257.66
	<b>Employee Services Total:</b>	<b>21,569.09</b>	<b>35,428.44</b>	<b>24,581.55</b>	<b>25,311.17</b>	<b>25,066.95</b>	<b>26,872.60</b>	<b>35,756.54</b>	<b>25,048.22</b>	<b>24,696.30</b>	<b>25,504.52</b>	<b>25,131.37</b>	<b>294,966.75</b>
<b>Category: 600 - Operating &amp; Maintenance</b>													
<a href="#">020-601-50600</a>	Insurance - Liability	6,866.00	-	-	-	-	-	-	-	-	-	-	6,866.00
<a href="#">020-601-50610</a>	Insurance - Property	7,323.00	-	-	-	-	-	-	-	-	-	-	7,323.00
<a href="#">020-601-60021</a>	Audit	-	-	2,333.33	333.33	2,333.33	1,391.67	-	-	-	-	-	6,391.66
<a href="#">020-601-60131</a>	Laundry / Uniforms	-	-	437.87	177.52	322.00	-	-	-	-	-	-	937.39
<a href="#">020-601-60210</a>	Computer Maintenance & Software	13,575.89	625.00	(1,439.61)	240.00	-	5.90	884.68	67.40	7.00	-	-	13,966.26
<a href="#">020-601-60211</a>	Data Processing Contract Maint	-	-	-	-	-	-	-	-	-	-	-	-
<a href="#">020-601-60250</a>	Maintenance / Repair	1,415.37	10,838.51	8,527.29	5,482.28	4,848.04	1,720.25	606.75	19,251.03	2,458.67	4,755.29	473.26	60,376.74
<a href="#">020-601-60270</a>	Maintenance - Vehicles	-	499.35	965.38	366.81	4,082.65	-	96.75	58.14	48.64	301.54	959.77	7,379.03
<a href="#">020-601-60550</a>	Printing	-	-	-	-	-	-	-	-	-	-	-	-
<a href="#">020-601-60650</a>	Membership & Publications	-	388.50	-	-	493.00	-	-	-	60.00	-	-	941.50
<a href="#">020-601-60710</a>	Travel & Training	-	-	-	1,063.94	-	(11.15)	2,261.07	790.33	729.77	-	-	4,833.96
<a href="#">020-601-60800</a>	Contract Services	1,728.95	730.70	349.86	3,290.90	3,568.05	9,918.72	5,674.17	408.60	5,650.58	4,837.70	1,880.50	38,038.73
<a href="#">020-601-60830</a>	Contract Services-Engineering	6,009.43	4,271.93	4,182.51	9,834.42	3,125.00	4,375.00	7,494.98	5,970.00	5,455.43	64.38	10,505.00	61,288.08
<a href="#">020-601-60900</a>	Miscellaneous	701.48	680.03	722.65	689.50	818.23	716.80	845.29	679.09	685.80	703.72	671.25	7,913.84
<a href="#">020-601-60905</a>	CalPers Unfunded Accrued Liability	29,553.00	-	-	-	-	-	-	-	-	-	-	29,553.00
<a href="#">020-601-61111</a>	Chemicals / Analysis	3,405.99	5,754.18	1,481.88	2,762.32	1,255.70	1,302.33	1,118.81	3,981.13	2,186.62	6,342.53	1,613.93	31,205.42
<a href="#">020-601-61127</a>	Tools	-	261.45	236.62	-	149.14	-	292.80	84.48	128.22	-	27.12	1,179.83
<a href="#">020-601-61130</a>	Office Supplies	-	317.82	-	38.77	-	68.26	-	376.83	-	66.88	32.85	901.41
<a href="#">020-601-61131</a>	Postage	260.00	393.33	398.30	260.00	478.67	360.00	409.93	379.89	480.00	360.00	360.00	4,140.12
<a href="#">020-601-61140</a>	Operational Supplies	86.85	89.71	4.95	56.98	513.15	130.62	144.46	301.58	62.43	83.16	12.92	1,486.81

	July	August	September	October	November	December	January	February	March	April	May	June	FY 19/20 Total
	2019	2019	2019	2019	2019	2019	2020	2020	2020	2020	2020	2020	
<a href="#">020-601-61240</a> Meter Expense	-	12,335.22	-	-	-	-	-	-	-	-	-	-	12,335.22
<a href="#">020-601-61241</a> Utilities - Electric	-	15,967.61	17,001.22	14,028.52	12,593.29	10,632.26	7,044.14	6,811.50	8,961.30	7,210.62	9,054.43	-	109,304.89
<a href="#">020-601-61280</a> Fuel - Vehicles	589.50	444.29	552.76	612.89	488.16	455.22	506.46	456.48	447.42	363.88	319.44	-	5,236.50
<a href="#">020-601-67575</a> Regulatory Compliance	4,925.00	-	-	-	2,988.88	9,368.15	918.62	-	-	788.00	-	-	18,988.65
<a href="#">020-601-67600</a> Safety Equipment	-	-	-	387.01	-	-	-	226.28	401.70	93.33	107.03	-	1,215.35
<a href="#">020-601-67610</a> Santa Ynez River Appropriation	-	-	-	-	-	14,383.39	-	-	-	-	-	-	14,383.39
<a href="#">020-601-67635</a> State Water Project	93,027.39	97,913.73	93,027.39	93,027.39	126,414.31	93,027.39	93,027.39	93,027.39	93,027.39	93,027.38	93,027.38	-	1,061,574.53
<a href="#">020-601-67705</a> Telephone	703.55	716.92	725.40	706.81	632.30	688.45	684.17	696.98	682.84	721.86	774.15	-	7,733.43
<a href="#">020-601-67820</a> Write-Off Utility Plant	-	-	-	-	-	-	-	-	-	-	-	-	-
<a href="#">020-601-68110</a> Depreciation	18,333.34	18,333.33	18,333.33	18,333.34	18,333.33	18,333.33	18,333.34	18,333.33	18,333.33	18,333.34	18,333.33	-	201,666.67
<a href="#">020-601-69100</a> Transfer to Other Funds	5,690.89	-	66,860.00	111,879.84	-	-	-	29,240.00	99,034.19	787.23	5,135.11	-	318,627.26
<b>Operating &amp; Maintenance Total:</b>	<b>194,195.63</b>	<b>170,561.61</b>	<b>214,701.13</b>	<b>263,572.57</b>	<b>183,437.23</b>	<b>166,866.59</b>	<b>140,343.81</b>	<b>181,140.46</b>	<b>238,841.33</b>	<b>138,840.84</b>	<b>143,287.47</b>	<b>-</b>	<b>2,035,788.67</b>
<b>Category: 700 - Capital</b>													
<a href="#">020-601-72300</a> Computer Equipment	-	-	-	-	-	-	-	3,939.01	-	-	-	-	3,939.01
<a href="#">020-601-73500</a> Equipment	-	-	-	-	-	2,620.46	-	-	-	-	-	-	2,620.46
<a href="#">020-601-74100</a> Improvements	-	-	-	-	-	-	-	-	-	58.05	-	-	58.05
<b>Capital Total:</b>	<b>-</b>	<b>-</b>	<b>-</b>	<b>-</b>	<b>-</b>	<b>2,620.46</b>	<b>-</b>	<b>3,939.01</b>	<b>-</b>	<b>58.05</b>	<b>-</b>	<b>-</b>	<b>6,617.52</b>
<b>Water Expense Total:</b>	<b>215,764.72</b>	<b>205,990.05</b>	<b>239,282.68</b>	<b>288,883.74</b>	<b>208,504.18</b>	<b>196,359.65</b>	<b>176,100.35</b>	<b>210,127.69</b>	<b>263,537.63</b>	<b>164,403.41</b>	<b>168,418.84</b>	<b>-</b>	<b>2,337,372.94</b>
<b>Fund 020 Surplus (Deficit):</b>	<b>30,425.90</b>	<b>51,477.35</b>	<b>23,083.94</b>	<b>(56,000.30)</b>	<b>23,076.17</b>	<b>(5,407.23)</b>	<b>(1,046.06)</b>	<b>(18,434.03)</b>	<b>(69,414.87)</b>	<b>8,577.07</b>	<b>45,932.97</b>	<b>-</b>	<b>32,270.91</b>

### Fund: 021 - Water Capital

	July	August	September	October	November	December	January	February	March	April	May	June	FY 19/20 Total
	2019	2019	2019	2019	2019	2019	2020	2020	2020	2020	2020	2020	
<b>Revenue</b>													
<b>Category: Capital Contribution</b>													
<a href="#">021-44115</a> Connection Fees	-	-	-	-	-	-	-	-	-	-	-	-	-
<a href="#">021-49652</a> Transfer in from Reserves	-	-	-	-	-	-	-	-	-	-	-	-	-
<a href="#">021-49732</a> Transfer in from Water Fund	-	-	-	-	-	-	-	-	-	-	-	-	-
<b>Capital Contribution Total:</b>	<b>-</b>	<b>-</b>	<b>-</b>	<b>-</b>	<b>-</b>	<b>-</b>	<b>-</b>	<b>-</b>	<b>-</b>	<b>-</b>	<b>-</b>	<b>-</b>	<b>-</b>
<b>Category: 490 - Use of Money and Property</b>													
<a href="#">021-44105</a> Interest	-	-	595.57	-	-	573.09	-	-	474.36	-	-	-	1,643.02
<b>Use of Money and Property Total:</b>	<b>-</b>	<b>-</b>	<b>595.57</b>	<b>-</b>	<b>-</b>	<b>573.09</b>	<b>-</b>	<b>-</b>	<b>474.36</b>	<b>-</b>	<b>-</b>	<b>-</b>	<b>1,643.02</b>
<b>Revenue Total:</b>	<b>-</b>	<b>-</b>	<b>595.57</b>	<b>-</b>	<b>-</b>	<b>573.09</b>	<b>-</b>	<b>-</b>	<b>474.36</b>	<b>-</b>	<b>-</b>	<b>-</b>	<b>1,643.02</b>
<b>Expense</b>													
<b>Category: 600 - Operating &amp; Maintenance</b>													
<a href="#">021-600-69100</a> Water Capital Transfer to Other Funds	-	-	-	-	-	-	-	-	-	-	-	-	-
<a href="#">021-601-68110</a> Depreciation	2,000.00	2,000.00	2,000.00	2,000.00	2,000.00	2,000.00	2,000.00	2,000.00	2,000.00	2,000.00	2,000.00	-	22,000.00
<a href="#">021-602-69100</a> Transfer to Other Funds for CIPs	-	-	-	-	-	-	-	-	-	-	-	-	-
<b>Operating &amp; Maintenance Total:</b>	<b>2,000.00</b>	<b>2,000.00</b>	<b>2,000.00</b>	<b>2,000.00</b>	<b>2,000.00</b>	<b>2,000.00</b>	<b>2,000.00</b>	<b>2,000.00</b>	<b>2,000.00</b>	<b>2,000.00</b>	<b>2,000.00</b>	<b>-</b>	<b>22,000.00</b>
<b>Expense Total:</b>	<b>2,000.00</b>	<b>2,000.00</b>	<b>2,000.00</b>	<b>2,000.00</b>	<b>2,000.00</b>	<b>2,000.00</b>	<b>2,000.00</b>	<b>2,000.00</b>	<b>2,000.00</b>	<b>2,000.00</b>	<b>2,000.00</b>	<b>-</b>	<b>22,000.00</b>
<b>Fund 021 Surplus (Deficit):</b>	<b>(2,000.00)</b>	<b>(2,000.00)</b>	<b>(1,404.43)</b>	<b>(2,000.00)</b>	<b>(2,000.00)</b>	<b>(1,426.91)</b>	<b>(2,000.00)</b>	<b>(2,000.00)</b>	<b>(1,525.64)</b>	<b>(2,000.00)</b>	<b>(2,000.00)</b>	<b>-</b>	<b>(20,356.98)</b>