

PO Box 1819
107 West Highway 246
Buellton, CA 93427

Phone: 805-686-0137
Fax: 805-686-0086
www.cityofbuellton.com

City of Buellton

MONTHLY UNAUDITED FINANCIAL REPORTS

*For the month ended March 31, 2020
FY 2019/2020*

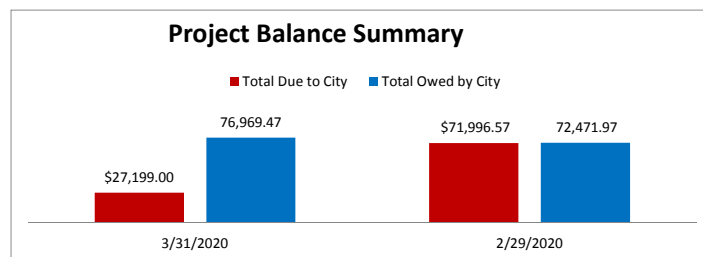
Reports in this packet include:

- Private Project Balance Report
- General Fund Revenue and Expenditure Report
- Sewer Fund Revenue and Expense Report
- Water Fund Revenue and Expense Report
- Enterprise Funds Month-to-Month Activity

Reports are unaudited. Upon monthly review, adjustments may be necessary and changes will be reflected on next month's report.



Project #	Project Name	Total Revenue	Total Expense	3/31/2020	2/29/2020	Change from Prior Month
				Credit On Account/ (Developer Balance Due)	Credit On Account/ (Developer Balance Due)	Increase (Decrease) in Balance Due
1	Customer 1: Bach Hotel	-	-	0.00	0.00	-
2	Customer 2: Burgundy Hills	1,492.85	1,492.85	0.00	0.00	-
29	Customer 29: Vintage Walk	343.00	343.00	0.00	0.00	-
57	Customer 57: Brian Asselstine	292.40	292.40	0.00	0.00	-
72	Customer 72: Bill Mowry	299.80	-	299.80	299.80	-
74	Customer 74: Pete Hauber	0.60	-	0.60	0.60	-
90001	Meritage Senior Living	5,482.34	5,482.34	0.00	0.00	-
90002	Ranch Club Condo Conversion TTM 31048	364.75	-	364.75	364.75	-
90003	Bach Hotel Lot Line Adjustment 06-LLA-03	-	-	0.00	0.00	-
90008	Flying Flags RV Sales 08-MUP-01	196.00	196.00	0.00	0.00	-
90010	Crossroads Ctr at The Village 11-FDP-02,11-CUP-02	218,268.97	220,639.30	(2,370.33)	(1,124.00)	1,246.33
90013	Buellton Apartments 12-FDP-02	95,152.05	95,152.05	0.00	0.00	-
90014	Bach Hotel 13-FDP-01 (new)	511.25	511.25	0.00	0.00	-
90015	Live Oak Bowling Alley 13-FDP-03, 13-LLA-02	18,934.80	20,155.55	(1,220.75)	(2,220.75)	(1,000.00)
90016	Flying Flags Expansion	42,232.41	33,088.75	9,143.66	9,143.66	-
90017	Village Park	11,112.18	11,112.18	0.00	(43,220.81)	(43,220.81)
90019	Hampton Inn & Suites 14-FDP-01, 14-MND-01	105,004.99	105,004.99	0.00	0.00	-
90020	Village Senior Apartments 14-FDP-02	4,500.00	3,664.69	835.31	835.31	-
90021	Village Capital Pacific Townhomes TTM 31057	304,304.41	306,351.54	(2,047.13)	(5,111.39)	(3,064.26)
90022	Sky River RV Sales 14-MUP-01	401.75	401.75	0.00	0.00	-
90023	Figueroa Mtn Brewery Tank 14-DPM-01	234.00	234.00	0.00	0.00	-
90024	Tilton Racing 14-FDP-04	51,063.61	51,063.61	0.00	0.00	-
90025	Harry Poor-63,65, & 67 Ind Way Vacation of Easemnt	21,187.50	21,187.50	0.00	0.00	-
90026	Terravant Annex 14-FDP-05	2,188.75	2,188.75	0.00	0.00	-
90027	Ave of Flags Mixed Use Project-Armenta	4,500.00	3,590.05	909.95	909.95	-
90029	Appeal Bowling Alley - 15-AP-03	660.00	660.00	0.00	0.00	-
90030	Appeal Short-term Rental - B Kuykendall #15-AP-02	2,889.20	2,889.20	0.00	0.00	-
90031	Appeal Bowling Alley - (15-AP-04)	660.00	660.00	0.00	0.00	-
90032	Figueroa Mountain Brewing LLC	-	-	0.00	0.00	-
90033	Figueroa Mountain Brewing, LLC - 16-DPM-01	3,633.60	3,633.60	0.00	0.00	-
90034	Secondary Dwelling	970.00	970.00	0.00	0.00	-
90035	Gonzales - Multifamily Units on McMurray	3,190.00	3,190.00	0.00	0.00	-
90036	Reconstruct Brick Wall; 16-MUP-01	1,858.53	1,858.53	0.00	0.00	-
90037	Fig Mountain Brewing Final Development Plan	46,056.82	58,293.49	(12,236.67)	(11,863.29)	373.38
90038	Live Oak Settlement	-	-	0.00	0.00	-
90039	Family Bowling Center	26,195.00	34,373.72	(8,178.72)	(7,531.10)	647.62
90040	Flying Flags 16-FDP-04	40,230.00	11,221.78	29,008.22	29,008.22	-
90041	Multi-Tenant Commercial Development 16-FDP-05	41,407.24	41,407.24	0.00	0.00	-
90042	SVV People Helping People - 16-CUP-03	562.30	562.30	0.00	0.00	-
90043	The Buellton Hub - 16-FDP-06, TPM-31061	25,490.00	23,157.41	2,332.59	2,332.59	-
90044	The Industrial Network - 16-FDP-07, 17-LLA-03	51,174.58	52,319.98	(1,145.40)	(925.23)	220.17
90045	410 Central - 17-FDP-01, TTM-31059	1,187.00	1,187.00	0.00	0.00	-
90046	Ballard Canyon Sewer Connection	942.50	942.50	0.00	0.00	-
90047	Flying Flags - Occupy 28 RV Spaces; Modify 16-FDP-	1,532.97	532.97	1,000.00	1,000.00	-
90048	Vineyard Village Lot Line Adjustment 17-LLA-01	3,000.00	344.61	2,655.39	2,655.39	-
90049	410 Central Homes- 17-FDP-02, TTM-31060	20,200.00	6,788.55	13,411.45	2,311.45	(11,100.00)
90050	35 Zaca St, 2 Story Addition (17-LLA-02)	3,383.27	3,383.27	0.00	0.00	-
90051	350 River View Drive- Appeal	-	-	0.00	0.00	-
90052	518 Avenue of Flags 17-FDP-03	18,110.40	18,110.40	0.00	0.00	-
90053	Flying Flags 18-DPM-01	1,178.56	178.56	1,000.00	1,000.00	-
90054	693 Ave of Flags - ARCO , 18-FDP-01, 18-CUP-01	4,500.00	4,112.50	387.50	387.50	-
90055	McMurray Rd and Valley Vineyard Cir, 18-FDP-02	9,563.39	9,563.39	0.00	0.00	-
90056	Family Bowling Center 18-DPM-02	1,692.35	1,692.35	0.00	0.00	-
90057	480 Ave of Flags - Creekside 19-FDP-01, 19-LLA-01	17,126.05	13,427.55	3,698.50	10,301.00	6,602.50
90058	Meritage Time Extension 18-TE-01	185.61	185.61	0.00	0.00	-
90059	Crossroads Center Bldg B&C 18-LLA-01, 19-LLA-02	5,000.00	-	5,000.00	5,000.00	-
90060	20 E Hwy 246 Hartman 18-FDP-03,18-LLA-02	7,500.00	4,827.00	2,673.00	2,673.00	-
90061	Cottage Health 328 McMurray Rd #DEF 19-CUP-01	3,900.00	2,500.00	1,400.00	1,400.00	-
80000	270 Industrial Way 17-ZC-57	9,080.00	6,231.25	2,848.75	2,848.75	-
Project Totals:		\$ 1,241,127.78	\$ 1,191,357.31	49,770.47	475.40	\$ (49,295.07)



Summary

Resolution No. 01-24 requires all developers to submit a required deposit and sign a Processing Payment Agreement when filing an application. The deposit includes the cost of processing an application. The deposit creates an account against which processing charges will be drawn automatically.

The City invoices all charges for services on a monthly basis. The invoice is sent with a statement that includes a description of services rendered during the billing period. A copy of paid invoices from the vendor is also included with the Billing Statement.

If a developer has a balance due, the developer must pay the amount. This may result in the need to collect additional deposits to maintain a positive account balance. If a completed project has a positive balance, the balance is refunded.

The above report shows all (active and inactive) private project balances through March 31 2020. The total project balance is \$49,770.47. Of that total, \$27,199.00 is due by developers to the City of Buellton, and \$76,969.47 is being held by the City of Buellton on behalf of the developer to cover expenses as they are incurred monthly. The amount due by developers has decreased by \$44,797.57, and the amount held by the City of Buellton has increased by \$4,497.50 from the last billing cycle ending February 29, 2020.



General Fund

Revenue Summary (Unaudited)

For Fiscal: 2019-2020 Period Ending: 3/31/2020

Percentage of Fiscal Year Elapsed: 75%

	Original Total Budget	Current Total Budget	Period Activity	Fiscal Activity	Percent Received
Revenue					
Category: 410 - Taxes					
001-41005 Property Taxes - Secured	1,434,677.00	1,434,677.00	0.00	839,904.48	58.54%
001-41010 Property Taxes - Unsecured	59,533.00	59,533.00	0.00	62,910.47	105.67%
001-41015 Homeowners Exemptions	6,971.00	6,971.00	0.00	1,047.44	15.03%
001-41020 Franchise Fees	250,000.00	250,000.00	9,216.51	139,066.26	55.63%
001-41025 Sales Tax	2,507,000.00	2,507,000.00	0.00	1,727,287.29	68.90%
001-41035 Transient Occupancy Tax	2,974,800.00	2,974,800.00	123,425.50	2,253,746.82	75.76%
001-41040 Property Transfer Tax	44,827.00	44,827.00	5,168.62	42,695.37	95.24%
Taxes Total:	7,277,808.00	7,277,808.00	137,810.63	5,066,658.13	69.62%
Category: 420 - Fees & Permits					
001-42010 Zoning Clearance	1,575.00	1,575.00	45.00	585.00	37.14%
001-42015 Small Permits	9,000.00	9,000.00	250.00	7,250.00	80.56%
Fees & Permits Total:	10,575.00	10,575.00	295.00	7,835.00	74.09%
Category: 430 - Revenues From Other Agencies					
001-43005 Motor Vehicle in Lieu Tax	2,289.00	2,289.00	0.00	4,315.87	188.55%
001-43010 MV License Fee Compensation	489,536.00	517,374.00	0.00	258,687.00	50.00%
001-43015 COPS Grant	100,000.00	155,948.00	0.00	152,755.00	97.95%
001-43040 Beverage Container Grant	5,000.00	5,000.00	0.00	0.00	0.00%
Revenues From Other Agencies Total:	596,825.00	680,611.00	0.00	415,757.87	61.09%
Category: 440 - Charges for Current Services					
001-44005 Buellton Recreation Program	165,000.00	165,000.00	1,818.66	63,565.11	38.52%
001-44010 Recreation Program 50/50	10,000.00	10,000.00	0.00	10,466.95	104.67%
001-44015 Buellton Rec Program Trips	33,000.00	33,000.00	225.00	11,991.00	36.34%
001-44020 Park Reservation Fees	5,386.00	5,386.00	440.00	3,030.00	56.26%
001-44025 Event Application Fee/Temp Use	1,550.00	1,550.00	-310.00	1,030.00	66.45%
001-44035 Cost Reimbursement	0.00	0.00	0.00	70,000.00	0.00%
001-44040 Transfer from Reserves	826,066.00	880,205.00	0.00	0.00	0.00%
Charges for Current Services Total:	1,041,002.00	1,095,141.00	2,173.66	160,083.06	14.62%
Category: 442 - Misc					
001-44250 Miscellaneous	8,978.00	8,978.00	633.43	7,300.45	81.31%
Misc Total:	8,978.00	8,978.00	633.43	7,300.45	81.31%
Category: 450 - Fines & Penalties					
001-45005 Criminal Fines & Penalties	700.00	700.00	76.15	249.16	35.59%
001-45010 Fines & Fees	20,000.00	20,000.00	2,450.63	12,070.60	60.35%
001-49532 Code Enforcement Fines	0.00	0.00	0.00	0.00	0.00%
Fines & Penalties Total:	20,700.00	20,700.00	2,526.78	12,319.76	59.52%
Category: 490 - Use of Monies & Properties					
001-44105 Interest	90,000.00	90,000.00	28,594.85	135,222.83	150.25%
001-49010 Rent	85,000.00	85,000.00	7,000.00	68,832.90	80.98%
Use of Monies & Properties Total:	175,000.00	175,000.00	35,594.85	204,055.73	116.60%
Category: 495 - Client Review					
001-49566 Home Occupation Permit	0.00	0.00	0.00	75.00	0.00%
001-49585 Miscellaneous Permits	0.00	0.00	0.00	45.00	100.00%
001-49632 Time Extension Fees	0.00	0.00	0.00	780.00	0.00%
Client Review Total:	0.00	0.00	0.00	900.00	0.00%
Revenue Total:	\$ 9,130,888.00	\$ 9,268,813.00	\$ 179,034.35	\$ 5,874,910.00	63.38%



General Fund Expenditure Summary (Unaudited)

For Fiscal: 2019-2020 Period Ending: 3/31/2020

Percentage of Fiscal Year Elapsed: **75%**

	Original Total Budget	Current Total Budget	Period Activity	Fiscal Activity	Percent Used
Expenditures					
401- CITY COUNCIL	136,153.00	136,153.00	9,015.06	95,550.12	70.18%
402- CITY MANAGER	240,809.00	277,613.00	19,923.15	207,217.33	74.64%
403- CITY CLERK	128,796.00	128,796.00	9,544.65	90,999.89	70.65%
404- CITY ATTORNEY	175,000.00	175,000.00	69,312.01	159,779.91	91.30%
410- NON-DEPARTMENTAL	1,019,752.00	1,037,752.00	55,296.21	936,035.52	90.20%
420- FINANCE	194,831.00	194,831.00	12,578.29	145,912.27	74.89%
501- PUBLIC SAFETY - POLICE/FIRE	2,019,440.00	2,021,576.00	164,660.05	1,638,893.77	81.07%
510- LEISURE SERVICES - LIBRARY	203,321.00	203,321.00	622.23	199,136.60	97.94%
511- RECREATION	563,485.00	613,485.00	35,803.88	393,764.39	64.18%
550- PUBLIC WORKS - STREET LIGHTS	65,000.00	65,000.00	4,769.34	37,657.13	57.93%
551- STORM WATER	370,660.00	370,660.00	0.00	225,842.29	60.93%
552- PUBLIC WORKS - PARKS	387,750.00	428,435.00	24,231.58	275,255.88	64.25%
556- PUBLIC WORKS - LANDSCAPE	110,200.00	110,200.00	5,977.20	79,625.91	72.26%
558- PUBLIC WORKS - GENERAL	676,342.00	676,342.00	38,534.67	446,726.44	66.05%
565- PLANNING	640,849.00	631,149.00	35,352.73	308,188.89	48.83%
Transfers to CIP (Fund 092)	2,198,500.00	2,198,500.00	4,687.22	920,280.87	41.86%
Total:	\$ 9,130,888.00	\$ 9,268,813.00	\$ 490,308.27	\$ 6,160,867.21	66.47%

Summary:

The General Fund Revenue and Expenditure Report compares budget to actual amounts through March 31, 2020 and compares month-to-month data for the period July 1, 2019 through March 31, 2020. Upon monthly review, adjustments may be necessary and changes will be reflected on next month's report. At 75 percent of the fiscal year elapsed, about 63 percent of budgeted revenue has been received and about 66 percent of budgeted expenditures have been expended.

Revenue is below target due to timing differences. Sales Tax Revenue lags about two months. Property taxes are paid twice a year usually in December and April.

Non-Departmental expenditures were over budget due to annual payments paid in July. These include CalPERS Unfunded Liability, Liability and Property Insurance, Workers Compensation and contributions to Non-Profit Organizations. The Library budget is nearing total budget due to the Library contract payment paid as a lump-sum in July. Public Safety includes Motor Deputy services as invoiced monthly based on actual hours worked. Last year, it was billed as part of the Sheriff's contract.

Overall, department expenditures are within budget and expected to meet budget by the end of the fiscal year.

**General Fund Month-to-Month Revenue and Expenditures
FY 2019/2020 through March 31, 2020 (Unaudited)**

Revenue		July 2019-2020	August 2019-2020	September 2019-2020	October 2019-2020	November 2019-2020	December 2019-2020	January 2019-2020	February 2019-2020	March 2019-2020	April 2019-2020	May 2019-2020	June 2019-2020	FY 2019-2020
001-41005	Property Taxes - Secured	-	-	-	696.23	226,684.71	612,523.54	-	-	-				839,904.48
001-41010	Property Taxes - Unsecured	-	-	-	56,374.13	-	6,536.34	-	-	-				62,910.47
001-41015	Homeowners Exemptions	-	-	-	-	-	1,047.44	-	-	-				1,047.44
001-41020	Franchise Fees	9,968.59	19,304.54	24,240.98	18,560.29	9,878.17	28,097.00	9,598.78	10,201.40	9,216.51				139,066.26
001-41025	Sales Tax	195,307.55	274,820.27	205,266.74	175,087.79	193,491.99	335,614.06	169,366.09	178,332.80	-				1,727,287.29
001-41035	Transient Occupancy Tax	401,186.29	359,562.94	256,628.18	256,461.54	253,625.82	233,010.02	174,759.25	195,087.28	123,425.50				2,253,746.82
001-41040	Property Transfer Tax	21,042.72	4,272.67	2,901.52	3,520.00	1,549.07	-	2,849.55	1,391.22	5,168.62				42,695.37
001-42010	Zoning Clearance	135.00	-	-	45.00	90.00	-	135.00	135.00	45.00				585.00
001-42015	Small Permits	6,500.00	-	500.00	-	-	-	-	-	250.00				7,250.00
001-43005	Motor Vehicle in Lieu Tax	-	-	-	-	-	-	-	4,315.87	-				4,315.87
001-43010	MV License Fee Compensation	-	-	-	-	-	-	258,687.00	-	-				258,687.00
001-43015	COPS grant	9,428.76	12,950.94	67,859.32	10,942.26	13,350.56	13,437.23	12,356.39	12,429.54	-				152,755.00
001-43040	Beverage Container Grant	-	-	-	-	-	-	-	-	-				-
001-44005	Buelltton Recreation Program	16,076.89	7,212.72	4,579.79	4,356.15	9,674.70	5,069.07	8,194.16	6,582.97	1,818.66				63,565.11
001-44010	Recreation Program 50/50	-	-	2,339.50	3,413.55	-	-	-	4,713.90	-				10,466.95
001-44015	Buelltton Rec Program Trips	-	2,376.00	1,370.00	1,455.00	176.00	516.00	2,084.00	3,789.00	225.00				11,991.00
001-44020	Park Reservation Fees	390.00	800.00	320.00	240.00	40.00	-	320.00	480.00	440.00				3,030.00
001-44025	Event Application Fee/Temp Use	155.00	255.00	155.00	155.00	155.00	155.00	-	310.00	(310.00)				1,030.00
001-44035	Cost Reimbursement	-	-	-	-	-	-	70,000.00	-	-				70,000.00
001-44040	Transfer from Reserves	-	-	-	-	-	-	-	-	-				-
001-44105	Interest	8,127.99	15,170.90	32,602.81	357.66	9,250.60	27,971.68	3,301.18	9,845.16	28,594.85				135,222.83
001-44250	Miscellaneous	82.85	1,804.35	792.84	-	1,479.88	968.45	929.80	608.85	633.43				7,300.45
001-45005	Criminal Fines & Penalties	47.92	27.29	29.15	38.58	-	-	7.55	22.52	76.15				249.16
001-45010	Fines & Fees	1,570.73	1,432.59	1,529.41	1,557.65	-	1,319.82	1,165.74	1,044.03	2,450.63				12,070.60
001-49010	Rent	8,060.00	7,460.00	8,612.40	6,907.50	8,070.00	8,013.00	7,395.00	7,315.00	7,000.00				68,832.90
001-49526	CA Mandated Cost Reimbursement	-	-	-	-	-	-	-	-	-				-
001-49532	Code Enforcement Fines	-	-	-	-	-	-	-	-	-				-
001-49536	Conditional Use Permit	-	-	-	-	-	-	-	-	-				-
001-49548	Document Sales	-	-	-	-	-	-	-	-	-				-
001-49566	Home Occupation Permit	-	-	25.00	25.00	-	25.00	-	-	-				75.00
001-49585	Miscellaneous Permits	-	-	-	-	-	-	-	45.00	-				45.00
001-49609	Sale of Property	-	-	-	-	-	-	-	-	-				-
001-49632	Time Extension Fees	-	390.00	-	-	-	390.00	-	-	-				780.00
Revenue Total:		678,080.29	707,840.21	609,752.64	540,193.33	727,516.50	1,274,693.65	721,149.49	436,649.54	179,034.35	-	-	-	5,874,910.00

Percent of Budget: 63%
Budget: \$ 9,268,813

Department Expenditures		July 2019-2020	August 2019-2020	September 2019-2020	October 2019-2020	November 2019-2020	December 2019-2020	January 2019-2020	February 2019-2020	March 2019-2020	April 2019-2020	May 2019-2020	June 2019-2020	FY 2019-2020
401 - CITY COUNCIL		9,993.86	12,160.96	9,753.34	10,697.74	12,631.31	10,205.25	12,492.72	8,599.88	9,015.06				95,550.12
402 - CITY MANAGER		17,540.29	29,979.86	22,844.92	22,262.89	23,975.84	21,170.47	29,097.15	20,422.76	19,923.15				207,217.33
403 - CITY CLERK		7,702.58	13,161.13	8,425.54	9,391.59	9,293.21	10,912.13	12,951.60	9,617.46	9,544.65				90,999.89
404 - CITY ATTORNEY		14,222.10	10,351.39	11,299.90	13,367.81	-	24,358.40	16,868.30	-	69,312.01				159,779.91
410 - NON-DEPARTMENTAL		359,747.98	68,183.79	64,185.73	55,943.41	59,348.88	159,440.55	55,829.26	58,059.71	55,296.21				936,035.52
420 - FINANCE		11,929.94	21,659.79	15,153.20	14,932.92	14,820.64	16,772.38	17,700.48	20,364.63	12,578.29				145,912.27
501 - PUBLIC SAFETY - POLICE/FIRE		152,362.86	204,683.71	150,997.40	150,798.81	206,439.83	238,541.54	150,640.71	219,768.86	164,660.05				1,638,893.77
510 - LEISURE SERVICES - LIBRARY		194,005.58	635.00	682.92	591.79	543.33	447.16	846.00	762.59	622.23				199,136.60
511 - RECREATION		44,623.33	60,495.01	34,585.17	47,424.45	37,752.58	39,536.82	57,470.86	36,072.29	35,803.88				393,764.39
550 - PUBLIC WORKS - STREET LIGHTS		-	4,443.50	4,544.79	4,595.07	4,659.01	4,822.15	5,001.25	4,822.02	4,769.34				37,657.13
551 - STORM WATER		11,332.04	10,172.50	9,862.50	14,722.00	12,307.50	10,818.33	147,606.59	9,020.83	-				225,842.29
552 - PUBLIC WORKS - PARKS		50,358.14	24,927.37	44,811.47	33,923.08	30,575.32	20,386.39	19,712.97	26,329.56	24,231.58				275,255.88
556 - PUBLIC WORKS - LANDSCAPE MAINTENANCE		7,207.00	7,297.87	9,276.29	9,649.35	8,109.13	13,513.29	12,081.21	6,514.57	5,977.20				79,625.91
558 - PUBLIC WORKS - GENERAL		38,204.07	53,272.57	71,332.84	53,859.93	44,356.81	43,791.26	53,823.04	49,551.25	38,534.67				446,726.44
565 - PLANNING		21,333.93	28,255.67	37,391.79	39,637.90	34,525.22	32,086.58	42,417.41	37,187.66	35,352.73				308,188.89
Transfer to CIP Fund 092 (Updated Monthly)		-	34,711.70	351,246.58	228,508.26	31,788.75	29,035.58	50,391.11	189,911.67	4,687.22				920,280.87
Expense Total:		940,563.70	584,391.82	846,394.38	710,307.00	531,127.36	675,838.28	684,930.66	697,005.74	490,308.27	-	-	-	6,160,867.21

Percent of Budget: 66%
Budget: \$ 9,268,813

General Fund Surplus (Deficit):	(262,483.41)	123,448.39	(236,641.74)	(170,113.67)	196,389.14	598,855.37	36,218.83	(260,356.20)	(311,273.92)	-	-	-	-	(285,957.21)
--	---------------------	-------------------	---------------------	---------------------	-------------------	-------------------	------------------	---------------------	---------------------	----------	----------	----------	----------	---------------------



005-Sewer Fund FY 2019-20 Enterprise Funds

For July 2019 Through June 2020, as of 3/31/2020

Percentage of Fiscal Year Elapsed: **75%**

	Original Total Budget	Current Total Budget	Period Activity	Fiscal Activity	Percent Received
Revenue					
Category: Charges for Current Services					
005-44110 Sales	1,195,950.00	1,195,950.00	93,235.83	931,170.31	77.86%
005-44120 Set-Up Fees	500.00	500.00	90.00	745.00	149.00%
005-44125 Late Charges	8,400.00	8,400.00	-3.05	7,550.55	89.89%
Charges for Service Total:	1,204,850.00	1,204,850.00	93,322.78	939,465.86	77.97%
Category: Use of Money and Property					
005-44105 Interest	13,000.00	13,000.00	4473.56	15,045.96	115.74%
Use of Money and Property Total:	13,000.00	13,000.00	4473.56	15,045.96	115.74%
Category: Miscellaneous					
005-44250 Miscellaneous	-	-	0.00	0.00	0.00%
005-49652 Transfer from Reserves	475,419.00	650,419.00	0.00	0.00	0.00%
Miscellaneous Total:	475,419.00	650,419.00	0.00	0.00	0.00%
Sewer Revenue Total:	\$ 1,693,269.00	\$ 1,868,269.00	\$ 97,796.34	\$ 954,511.82	51.09%

	Original Total Budget	Current Total Budget	Period Activity	Fiscal Activity	Percent Used
Expenses					
Category: Employee Services					
005-701-50000 Salaries	254,943.00	254,943.00	18,613.87	180,916.14	70.96%
005-701-50120 Employer SS/MC	3,849.00	3,849.00	299.12	3,017.86	78.41%
005-701-50130 UI & Employee Training Tax	902.00	902.00	0.00	556.12	61.65%
005-701-50200 PERS Retirement	28,212.00	28,212.00	2,054.45	19,347.80	68.58%
005-701-50300 Workers Compensation	7,344.00	7,344.00	0.00	7,343.00	99.99%
005-701-50400 Medical Benefit	36,892.00	36,892.00	2,746.44	24,352.50	66.01%
005-701-50410 Employer Paid DCP	14,080.00	14,080.00	959.28	8,593.88	61.04%
005-701-50500 Group Life Insurance	340.00	340.00	23.78	211.81	62.30%
Employee Services Total:	346,562.00	346,562.00	24,696.94	244,339.11	70.50%
Category: Operating & Maintenance					
005-701-50600 Insurance - Liability	10,000.00	10,000.00	0.00	6,866.00	68.66%
005-701-50610 Insurance - Property	7,650.00	7,650.00	0.00	7,323.00	95.73%
005-701-60021 Audit	9,500.00	9,500.00	0.00	6,391.66	67.28%
005-701-60131 Laundry/Uniform	1,100.00	1,100.00	0.00	1,317.17	119.74%
005-701-60210 Computer & Maintenance	12,500.00	12,500.00	243.01	10,164.41	81.32%
005-701-60211 Data Processing Contract Maint.	0.00	0.00	0.00	0.00	0.00%
005-701-60250 Maintenance/Repair	100,000.00	100,000.00	-3,244.38	29,349.81	29.35%
005-701-60270 Maintenance - Vehicles	6,000.00	6,000.00	0.00	7,030.80	117.18%
005-701-60650 Membership & Publication	800.00	800.00	385.46	1,778.46	222.31%
005-701-60710 Travel & Training	4,000.00	4,000.00	24.27	1,012.61	25.32%
005-701-60800 Contract Services	250,000.00	250,000.00	31,014.43	174,695.72	69.88%
005-701-60830 Contract Services - Engineering	50,000.00	50,000.00	0.00	1,355.00	2.71%
005-701-60900 Miscellaneous	5,600.00	5,600.00	685.79	6,525.74	116.53%
005-701-60905 CalPERS Unfunded Accrued Liabi	29,554.00	29,554.00	0.00	29,553.00	100.00%
005-701-61111 Chemical/Analysis	35,000.00	35,000.00	3,468.07	27,649.42	79.00%
005-701-61127 Tools	2,000.00	2,000.00	0.00	1,123.67	56.18%
005-701-61130 Office Supplies	2,000.00	2,000.00	0.00	854.79	42.74%
005-701-61131 Postage	5,100.00	5,100.00	480.00	3,420.13	67.06%
005-701-61140 Operational Supplies	4,500.00	4,500.00	51.67	3,497.06	77.71%
005-701-61211 Utilities - Water	6,000.00	6,000.00	407.43	3,669.85	61.16%
005-701-61241 Utilities - Electric	102,000.00	102,000.00	7,781.48	64,141.56	62.88%
005-701-61280 Fuel - Vehicles	5,100.00	5,100.00	447.42	4,553.18	89.28%
005-701-67575 Regulatory Compliance	25,000.00	25,000.00	0.00	21,851.31	87.41%
005-701-67600 Safety Equipment	2,000.00	2,000.00	401.71	821.85	41.09%

FUND 005: SEWER FUND

For July 2019 Through June 2020, as of 3/31/2020

	Original Total Budget	Current Total Budget	Period Activity	Fiscal Activity	Percent Used
005-701-67705 Telephone	8,500.00	8,500.00	741.26	6,785.69	79.83%
005-701-68110 Depreciation*	275,000.00	275,000.00	22,916.66	206,250.00	75.00%
005-701-69100 Transfer to Other funds	362,803.00	537,803.00	0.00	123,422.29	22.95%
Operating & Maintenance Total:	1,321,707.00	1,496,707.00	65,804.28	751,404.18	50.20%
Category: 700 - Capital					
005-701-72100 Office Equipment	0.00	0.00	0.00	-	0.00%
005-701-72300 Computer Equipment	0.00	0.00	0.00	7,042.22	0.00%
005-701-73100 Vehicles	0.00	0.00	0.00	-	0.00%
005-701-73500 Equipment	25,000.00	25,000.00	0.00	-	0.00%
700-Capital Total:	25,000.00	25,000.00	0.00	7,042.22	0.00%
Fund: 005 -Sewer Expenses Total:	\$ 1,693,269.00	\$ 1,868,269.00	\$ 90,501.22	\$ 1,002,785.51	53.67%
Fund: 005 -Sewer Surplus (Deficit):	\$ -	\$ -	\$ 7,295.12	\$ (48,273.69)	

*NOTE: Capital Items are Included in the Depreciation Category, Depreciation is calculated at the End of the Fiscal Year. Estimated monthly depreciation is \$22,916.66.

006-Sewer Capital

For July 2019 Through June 2020, as of 3/31/2020

Percentage of Fiscal Year Elapsed: **75%**

	Original Total Budget	Current Total Budget	Period Activity	Fiscal Activity	Percent Received
Revenue					
Category: Capital Contribution					
006-44115 Connection Fees	58,000.00	58,000.00	0.00	0.00	0.00%
006-49652 Transfer in from Reserves	50,000.00	50,000.00	0.00	0.00	0.00%
006-49729 Transfer in from Sewer Fund	362,803.00	537,803.00	0.00	0.00	0.00%
Capital Contributions Total:	470,803.00	645,803.00	0.00	0.00	0.00%
Category: Use of Money and Property					
006-44105 Interest	2,113.00	2,113.00	288.01	997.56	0.00%
Use of Money and Property Total:	2,113.00	2,113.00	288.01	997.56	0.00%
Sewer Capital Revenue Total:	\$ 472,916.00	\$ 647,916.00	\$ 288.01	\$ 997.56	0.15%
	Original Total Budget	Current Total Budget	Period Activity	Fiscal Activity	Percent Used
Expenses					
006-700-69100 WW Capital Transfer to Other Fu	0.00	0.00	0.00	0.00	0.00%
006-701-68110 Depreciation**	22,916.00	22,916.00	1,909.66	17,187.00	0.00%
006-702-69100 Transfer to Other Funds (CIP)	450,000.00	625,000.00	0.00	0.00	0.00%
Sewer Capital Expense Total:	\$ 472,916.00	\$ 647,916.00	\$ 1,909.66	\$ 17,187.00	2.65%
Fund: 006-Sewer Capital Surplus (Deficit):	\$ -	\$ -	\$ (1,621.65)	\$ (16,189.44)	

**NOTE: Capital Items are Included in the Depreciation Category, Depreciation is calculated at the End of the Fiscal Year. Estimated monthly depreciation is \$1,909.67.

Sewer Fund and Sewer Capital Fund Report Summary for the month ending March 31, 2020

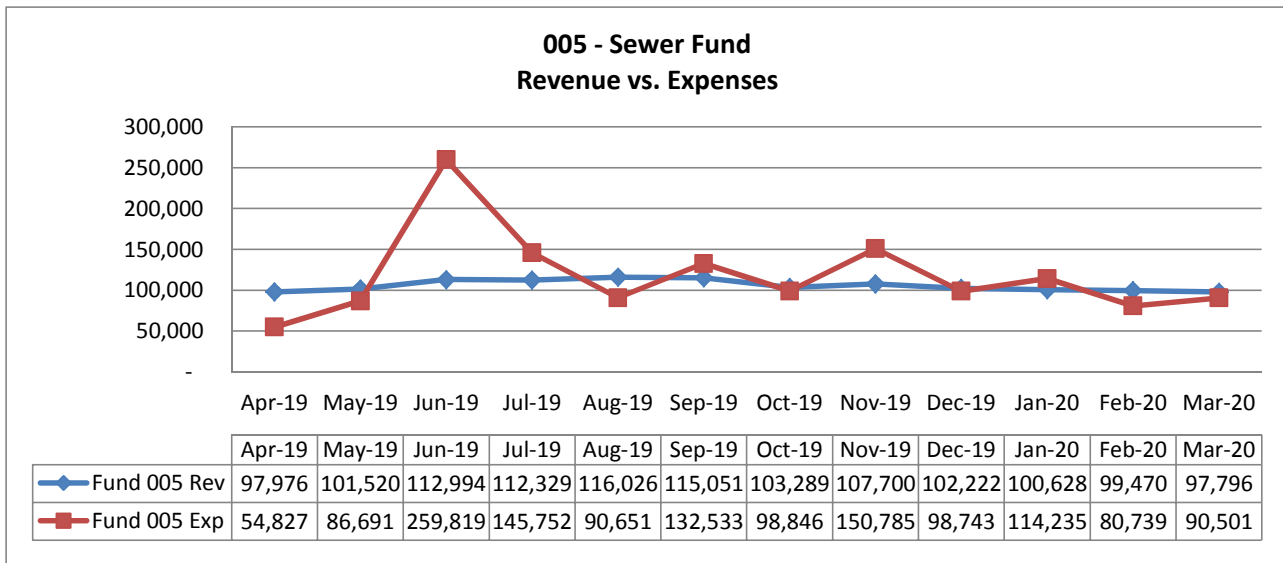
The Sewer Fund Revenue and Expense Summary Report compares budget to actual amounts through March 31, 2020. Upon monthly review, adjustments may be necessary. Contract Expenses lag up to 60 days. It should be noted that depreciation expense is estimated each month for reporting purposes. Actual depreciation expense will be calculated at the end of the fiscal year.

Although sewer revenue was slightly below budgeted revenue, revenue from Charges for Services was above targeted amount at 78 percent due to the sewer rate increase that became effective July 1, 2018. More usage due to the summer season may also contribute to higher than expected revenue from sewer services. Sewer expenses were below budgeted amount at the end of March.

Sewer Capital Fund: Connection Fees are received from new development and are restricted for Capital Improvement Projects that enhance capacity and cannot be used for operating costs. There was no activity in the Sewer Capital Fund this month. Estimated depreciation expense is reflected for the Sewer Capital Fund.

The graph below illustrates the 12-month revenue and expenditure trend for the Sewer Fund. It can be noted that revenue has been increasing at a steady pace while expenditures have been steady with some spikes in June 2019, July 2019 and November 2019. These spikes are due to repair and maintenance at the Wastewater treatment plant. Depreciation is recorded in June.

Sewer Fund - 12 Month Trend





020- Water Fund

FY 2019-20 Enterprise Funds

For July 2019 Through June 2020, as of 3/31/2020
 Percentage of Fiscal Year Elapsed: **75%**

	Original Total Budget	Current Total Budget	Period Activity	Fiscal Activity	Percent Received
Revenue					
Category: Charges for Current Services					
020-44120 Set-Up Fees	500.00	500.00	90.00	745.00	149.00%
020-44125 Late Charges	12,000.00	12,000.00	-4.44	11,373.63	94.78%
020-44210 Bulk Water	20,000.00	20,000.00	520.29	9,276.39	46.38%
020-44215 Sales	2,428,115.00	2,428,115.00	184,340.79	1,929,407.62	79.46%
020-44220 Meter Service Installation	5,000.00	5,000.00	0.00	0.00	0.00%
020-44240 Service Reinstatement Fee	960.00	960.00	0.00	586.00	61.04%
Charges for Service Total:	2,466,575.00	2,466,575.00	184,946.64	1,951,388.64	79.11%
Category: Use of Money and Property					
020-44105 Interest	24,000.00	24,000.00	8891.85	28,431.76	118.47%
Use of Money and Property Total:	24,000.00	24,000.00	8891.85	28,431.76	118.47%
Category: Miscellaneous					
020-44250 Miscellaneous	0.00	0.00	84.27	241.16	0.00%
020-49656 Hydrant Permits	3,000.00	3,000.00	200.00	2,250.00	75.00%
020-49661 Transfer from Reserves	352,971.00	352,971.00	0.00	0.00	0.00%
Miscellaneous Total:	355,971.00	355,971.00	284.27	2,491.16	0.70%
Water Revenue Total:	\$ 2,846,546.00	\$ 2,846,546.00	\$ 194,122.76	\$ 1,982,311.56	69.64%

	Original Total Budget	Current Total Budget	Period Activity	Fiscal Activity	Percent Used
Expenses					
Category: Employee Services					
020-601-50000 Salaries	254,943.00	254,943.00	18,613.76	180,914.94	70.96%
020-601-50035 Hourly	0.00	0.00	0.00	0.00	0.00%
020-601-50120 Employer SS/MC	3,849.00	3,849.00	299.10	3,017.29	78.39%
020-601-50130 UI & Employee Training Tax	902.00	902.00	0.00	555.59	61.60%
020-601-50200 PERS Retirement	28,212.00	28,212.00	2,054.26	19,345.07	68.57%
020-601-50300 Workers Compensation	7,344.00	7,344.00	0.00	7,343.00	99.99%
020-601-50400 Medical Benefit	36,892.00	36,892.00	2,746.37	24,351.95	66.01%
020-601-50410 Employer Paid DCP	14,080.00	14,080.00	959.11	8,592.64	61.03%
020-601-50500 Group Life Insurance	340.00	340.00	23.70	210.38	61.88%
Employee Services Total:	346,562.00	346,562.00	24,696.30	244,330.86	70.50%
Category: Operating & Maintenance					
020-601-50600 Insurance - Liability	10,000.00	10,000.00	0.00	6,866.00	68.66%
020-601-50610 Insurance - Property	7,650.00	7,650.00	0.00	7,323.00	95.73%
020-601-60021 Audit	9,500.00	9,500.00	0.00	6,391.66	67.28%
020-601-60131 Laundry/Uniform	1,000.00	1,000.00	0.00	937.39	93.74%
020-601-60210 Computer & Maintenance	15,000.00	15,000.00	7.00	13,966.26	93.11%
020-601-60211 Data Processing Contract Maint.	0.00	0.00	0.00	0.00	0.00%
020-601-60250 Maintenance/Repair	50,000.00	50,000.00	2,458.67	55,148.19	110.30%
020-601-60270 Maintenance - Vehicles	6,000.00	6,000.00	48.64	6,117.72	101.96%
020-701-60550 Printing	0.00	0.00	0.00	0.00	0.00%
020-601-60650 Membership & Publication	3,000.00	3,000.00	60.00	941.50	31.38%
020-601-60710 Travel & Training	12,000.00	12,000.00	729.77	4,833.96	40.28%
020-601-60800 Contract Services	85,000.00	85,000.00	2,033.08	27,703.03	32.59%
020-601-60830 Contract Services - Engineering	75,000.00	75,000.00	0.00	45,263.27	60.35%
020-601-60900 Miscellaneous	5,500.00	5,500.00	685.80	6,538.87	118.89%
020-601-60905 CalPERS Unfunded Accrued Liability	29,554.00	29,554.00	0.00	29,553.00	100.00%
020-601-61111 Chemical/Analysis	40,000.00	40,000.00	1,984.22	23,046.56	57.62%
020-601-61127 Tools	3,000.00	3,000.00	128.22	1,152.71	38.42%

FUND 020: WATER FUND

For July 2019 Through June 2020, as of 3/31/2020

	Original Total Budget	Current Total Budget	Period Activity	Fiscal Activity	Percent Used
020-601-61130 Office Supplies	2,000.00	2,000.00	0.00	801.68	40.08%
020-601-61131 Postage	5,100.00	5,100.00	480.00	3,420.12	67.06%
020-601-61140 Operational Supplies	1,500.00	1,500.00	51.67	1,345.52	89.70%
020-601-61240 Meter Expense	25,000.00	25,000.00	0.00	12,335.22	49.34%
020-601-61241 Utilities - Electric	140,000.00	140,000.00	8,961.30	93,039.84	66.46%
020-601-61280 Fuel - Vehicles	6,000.00	6,000.00	447.42	4,553.18	75.89%
020-601-67575 Regulatory Compliance	21,000.00	21,000.00	0.00	18,200.65	86.67%
020-601-67600 Safety Equipment	1,500.00	1,500.00	401.70	1,014.99	67.67%
020-601-67610 Santa Ynez River Appropriation	25,000.00	25,000.00	0.00	14,383.39	57.53%
020-601-67635 State Water Project	1,300,000.00	1,300,000.00	93,027.39	875,519.77	67.35%
020-601-67705 Telephone	10,000.00	10,000.00	682.84	6,237.42	62.37%
020-601-67820 Write-Off	0.00	0.00	0.00	0.00	0.00%
020-601-68110 Depreciation***	220,000.00	220,000.00	18,333.33	165,000.00	75.00%
020-601-69100 Transfer to Other funds	380,680.00	380,680.00	99,034.19	312,704.92	82.14%
Operating & Maintenance Total:	2,489,984.00	2,489,984.00	229,555.24	1,744,339.82	70.05%
Category: Minor Capital					
020-601-72300 Computer Equipment	0.00	0.00	0.00	3,939.01	100.00%
020-601-73500 Equipment	10,000.00	10,000.00	0.00	2,620.46	26.20%
Minor Capital Total:	10,000.00	10,000.00	0.00	6,559.47	65.59%
Water Expense Total:	\$ 2,846,546.00	\$ 2,846,546.00	\$ 254,251.54	\$ 1,995,230.15	70.09%
Fund: 020 -Water Surplus (Deficit):	\$ -	\$ -	\$ (60,128.78)	\$ (12,918.59)	

***NOTE: Capital Items are Included in the Depreciation Category, Depreciation is calculated at the End of the Fiscal Year. Estimated monthly depreciation is \$18,333.33.

021-Water Capital

For July 2019 Through June 2020, as of 3/31/2020

Percentage of Fiscal Year Elapsed: 75%

	Original Total Budget	Current Total Budget	Period Activity	Fiscal Activity	Percent Received
Revenue					
Category: Capital Contribution					
021-44115 Connection Fees	90,000.00	90,000.00	0.00	0.00	0.00%
021-49652 Transfer in from Reserves	150,000.00	150,000.00	0.00	0.00	0.00%
021-49732 Transfer in from Water Fund	380,680.00	380,680.00	0.00	0.00	0.00%
Contributions Total:	620,680.00	620,680.00	0.00	0.00	0.00%
Category: Use of Money and Property					
021-44105 Interest	3,320.00	3,320.00	474.36	1,643.02	0.00%
Use of Money and Property Total:	3,320.00	3,320.00	474.36	1,643.02	0.00%
Water Capital Revenue Total:	\$ 624,000.00	\$ 624,000.00	\$ 474.36	\$ 1,643.02	0.26%
	Original Total Budget	Current Total Budget	Period Activity	Fiscal Activity	Percent Used
Expenses					
021-600-69100 Water Capital Transfer to Other Fun	0.00	0.00	0.00	0.00	0.00%
021-601-68100 Depreciation****	24,000.00	24,000.00	2,000.00	18,000.00	0.00%
021-602-69100 Transfer to Other Funds (CIP)	600,000.00	600,000.00	0.00	0.00	0.00%
Expense Total:	\$ 624,000.00	\$ 624,000.00	\$ 2,000.00	\$ 18,000.00	2.88%
Fund: 021-Water Capital Surplus (Deficit):	\$ -	\$ -	\$ (1,525.64)	\$ (16,356.98)	

****NOTE: Capital Items are Included in the Depreciation Category, Depreciation is calculated at the End of the Fiscal Year. Estimated monthly depreciation is \$2,000.00.

Water Fund and Water Capital Fund Report Summary for the month ending March 31, 2020

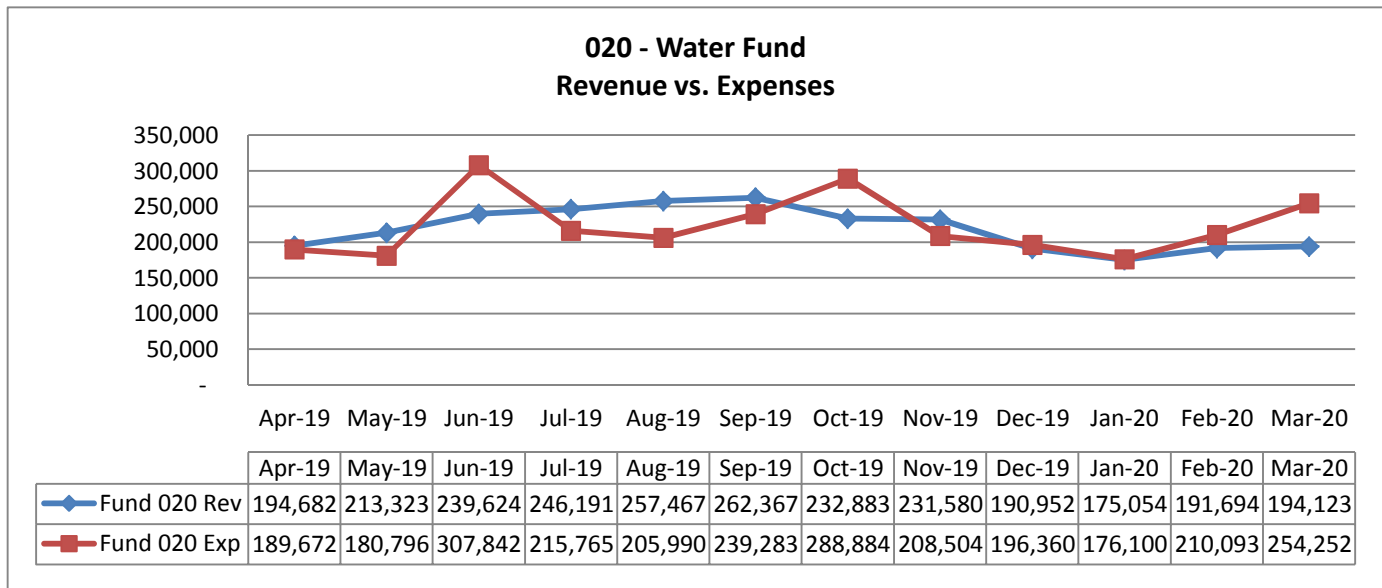
The Water Fund Revenue and Expense Summary Report compares budget to actual amounts through March 31, 2020. Upon monthly review, adjustments may be necessary. It should be noted that depreciation expense is estimated each month for reporting purposes. Actual depreciation expense will be calculated at the end of the fiscal year.

Water revenue from Charges for Services was above targeted amount at 79 percent due to a water rate increase that became effective July 1, 2018. Increased usage due to the summer season may also contribute to higher than expected revenue from water services. Overall, water revenue was on target at 70 percent. Water expenses were below budget at the end of March.

Water Capital Fund: Connection Fees are received from new development and are restricted for Capital Improvement Projects that enhance capacity and cannot be used for operating costs. There was no activity in the Water Capital Fund this month. Estimated depreciation expense is reflected for the Water Capital Fund.

The graph below illustrates the 12-month revenue and expenditure trend for the Water Fund. It can be noted that revenue has been consistent the last 12 months. The increase in Summer 2019 is due to seasonal high water usage. Water Expenses have been steady, with the exception of June when depreciation is recorded and October with the recent addition of a generator.

Water Fund - 12 Month Trend





Monthly Activity Report

FY 2019-20 Enterprise Funds

For July 2019 Through June 2020, as of 3/31/2020

Fund: 005 - Sewer Fund

	July 2019	August 2019	September 2019	October 2019	November 2019	December 2019	January 2020	February 2020	March 2020	April 2020	May 2020	June 2020	FY 19/20 Total
Revenue													
Category: Charges for Current Services													
005-44110 Sales	111,275.02	114,757.48	108,671.43	102,279.21	106,871.68	95,922.13	99,765.67	98,391.86	93,235.83				931,170.31
005-44120 Set-Up Fees	100.00	120.00	90.00	115.00	40.00	60.00	65.00	65.00	90.00				745.00
005-44125 Late Charges	953.99	1,148.62	900.07	894.47	788.47	1,057.72	797.30	1,012.96	(3.05)				7,550.55
Charges for Current Services Total:	112,329.01	116,026.10	109,661.50	103,288.68	107,700.15	97,039.85	100,627.97	99,469.82	93,322.78	-	-	-	939,465.86
Category: Use of Money and Property													
005-44105 Interest	-	-	5,389.87	-	-	5,182.53	-	-	4,473.56				15,045.96
Use of Money and Property Total:	-	-	5,389.87	-	-	5,182.53	-	-	4,473.56	-	-	-	15,045.96
Category: Miscellaneous													
005-44250 Miscellaneous	-	-	-	-	-	-	-	-	-				-
005-49652 Transfer from Reserves	-	-	-	-	-	-	-	-	-				-
Miscellaneous Total:	-	-	-	-	-	-	-	-	-	-	-	-	-
Sewer Revenue Total:	112,329.01	116,026.10	115,051.37	103,288.68	107,700.15	102,222.38	100,627.97	99,469.82	97,796.34	-	-	-	954,511.82
Expense													
Category: 500 - Employee Services													
005-701-50000 Salaries	9,537.28	27,894.21	18,606.88	19,333.84	19,071.26	20,957.28	27,506.90	19,394.62	18,613.87				180,916.14
005-701-50120 Employer SS/MC	292.67	438.66	297.92	308.55	304.72	334.91	430.88	310.43	299.12				3,017.86
005-701-50130 UI & Employee Training Tax	35.18	15.14	-	-	-	32.34	465.38	8.08	-				556.12
005-701-50200 PERS Retirement	1,017.06	3,021.00	2,034.57	2,040.26	2,042.15	2,122.31	2,961.51	2,054.49	2,054.45				19,347.80
005-701-50300 Workers Compensation	7,343.00	-	-	-	-	-	-	-	-				7,343.00
005-701-50400 Medical Benefit	2,705.50	2,769.94	2,769.94	2,751.31	2,769.94	2,477.26	3,063.86	2,298.31	2,746.44				24,352.50
005-701-50410 Employer Paid DCP	617.80	1,266.83	849.33	854.19	855.84	923.87	1,307.51	959.23	959.28				8,593.88
005-701-50500 Group Life Ins Benefit	21.29	23.82	23.80	23.81	23.81	25.50	22.17	23.83	23.78				211.81
Employee Services Total:	21,569.78	35,429.60	24,582.44	25,311.96	25,067.72	26,873.47	35,758.21	25,048.99	24,696.94	-	-	-	244,339.11
Category: Operating & Maintenance													
005-701-50600 Insurance - Liability	6,866.00	-	-	-	-	-	-	-	-				6,866.00
005-701-50610 Insurance - Property	7,323.00	-	-	-	-	-	-	-	-				7,323.00
005-701-60021 Audit	-	-	2,333.33	333.33	2,333.33	1,391.67	-	-	-				6,391.66
005-701-60131 Laundry / Uniforms	172.18	199.96	437.87	177.52	343.65	-	(14.01)	-	-				1,317.17
005-701-60210 Computer Maintenance & Software	7,949.63	236.01	6.40	712.02	236.01	241.91	236.01	303.41	243.01				10,164.41
005-701-60211 Data Processing Contract Maint	-	-	-	-	-	-	-	-	-				-
005-701-60250 Maintenance / Repair	8,161.47	4,037.31	1,130.47	6,356.26	3,896.71	3,656.23	1,592.72	3,763.02	(3,244.38)				29,349.81
005-701-60270 Maintenance - Vehicles	104.43	486.97	488.51	1,156.88	1,797.21	700.20	1,162.90	1,133.70	-				7,030.80
005-701-60650 Membership & Publications	-	388.50	-	1,004.50	-	-	-	-	385.46				1,778.46
005-701-60710 Travel & Training	38.33	-	-	943.94	-	-	6.07	-	24.27				1,012.61
005-701-60800 Contract Services	20,102.34	9,120.95	30,067.21	8,764.42	23,723.96	15,940.87	29,892.23	6,069.31	31,014.43				174,695.72
005-701-60830 Contract Services-Engineering	262.50	-	525.00	-	-	-	-	567.50	-				1,355.00
005-701-60900 Miscellaneous	699.48	680.02	722.65	678.43	818.23	716.78	845.28	679.08	685.79				6,525.74
005-701-60905 CalPERS Unfunded Accrued Liability	29,553.00	-	-	-	-	-	-	-	-				29,553.00
005-701-61111 Chemicals / Analysis	3,003.68	2,783.44	2,240.86	5,321.73	1,294.18	4,246.71	3,429.93	1,860.82	3,468.07				27,649.42
005-701-61127 Tools	331.86	64.62	183.25	55.46	139.03	-	32.30	317.15	-				1,123.67

	July	August	September	October	November	December	January	February	March	April	May	June	FY 19/20 Total
	2019	2019	2019	2019	2019	2019	2020	2020	2020	2020	2020	2020	
005-701-61130 Office Supplies	54.35	317.82	52.79	42.94	-	8.47	10.75	367.67	-				854.79
005-701-61131 Postage	260.00	393.33	398.31	260.00	478.67	360.00	409.92	379.90	480.00				3,420.13
005-701-61140 Operational Supplies	693.38	215.62	476.62	238.66	715.33	-	1,105.78	-	51.67				3,497.06
005-701-61211 Utilities - Water	401.47	404.45	407.43	407.43	401.47	404.45	404.45	431.27	407.43				3,669.85
005-701-61241 Utilities - Electric	-	9,864.27	8,880.23	8,657.40	8,479.71	6,680.45	6,652.58	7,145.44	7,781.48				64,141.56
005-701-61280 Fuel - Vehicles	589.50	444.29	552.76	612.89	488.16	455.22	506.46	456.48	447.42				4,553.18
005-701-67575 Regulatory Compliance	-	-	-	-	21,392.00	-	459.31	-	-				21,851.31
005-701-67600 Safety Equipment	211.69	208.45	-	-	-	-	-	-	401.71				821.85
005-701-67705 Telephone	735.42	757.38	759.24	754.01	741.19	779.34	760.97	756.88	741.26				6,785.69
005-701-68110 Depreciation	22,916.67	22,916.67	22,916.66	22,916.67	22,916.67	22,916.66	22,916.67	22,916.67	22,916.66				206,250.00
005-701-69100 Transfer to Other Funds	13,751.92	1,701.50	35,370.70	14,139.99	35,521.52	13,370.71	8,066.26	1,499.69	-				123,422.29
005-701-69400 Transfer to Reserves	-	-	-	-	-	-	-	-	-				-
Operating & Maintenance Total:	124,182.30	55,221.56	107,950.29	73,534.48	125,717.03	71,869.67	78,476.58	48,647.99	65,804.28	-	-	-	751,404.18
Category: 700 - Capital													
005-701-72100 Office Equipment	-	-	-	-	-	-	-	-	-				-
005-701-72300 Computer Equipment	-	-	-	-	-	-	-	7,042.22	-				7,042.22
005-701-73100 Vehicles	-	-	-	-	-	-	-	-	-				-
005-701-73500 Equipment	-	-	-	-	-	-	-	-	-				-
Category 700 - Capital Total:	-	-	-	-	-	-	-	7,042.22	-	-	-	-	7,042.22
Expense Total:	145,752.08	90,651.16	132,532.73	98,846.44	150,784.75	98,743.14	114,234.79	80,739.20	90,501.22	-	-	-	1,002,785.51
Fund 005 Surplus (Deficit):	(33,423.07)	25,374.94	(17,481.36)	4,442.24	(43,084.60)	3,479.24	(13,606.82)	18,730.62	7,295.12	-	-	-	(48,273.69)

Fund: 006 - Wastewater Capital

	July	August	September	October	November	December	January	February	March	April	May	June	FY 19/20 Total
	2019	2019	2019	2019	2019	2019	2020	2020	2020	2020	2020	2020	
Revenue													
Category: Capital Contribution													
006-44115 Connection Fees	-	-	-	-	-	-	-	-	-				-
006-49652 Transfer in from Reserves	-	-	-	-	-	-	-	-	-				-
006-49729 Transfer in from Sewer Fund	-	-	-	-	-	-	-	-	-				-
Capital Contribution Total:	-	-	-	-	-	-	-	-	-	-	-	-	-
Category: 490 - Use of Money and Property													
006-44105 Interest	-	-	361.60	-	-	347.95	-	-	288.01				997.56
Use of Money and Property Total:	-	-	361.60	-	-	347.95	-	-	288.01	-	-	-	997.56
Revenue Total:	-	-	361.60	-	-	347.95	-	-	288.01	-	-	-	997.56
Expense													
Category: 600 - Operating & Maintenance													
006-700-69100 WW Capital Transfer to Other Funds	-	-	-	-	-	-	-	-	-				-
006-701-68110 Depreciation	1,909.67	1,909.67	1,909.66	1,909.67	1,909.67	1,909.66	1,909.67	1,909.67	1,909.66				17,187.00
006-702-69100 Transfer to Other Funds for CIPs	-	-	-	-	-	-	-	-	-				-
Operating & Maintenance Total:	1,909.67	1,909.67	1,909.66	1,909.67	1,909.67	1,909.66	1,909.67	1,909.67	1,909.66	-	-	-	17,187.00
Expense Total:	1,909.67	1,909.67	1,909.66	1,909.67	1,909.67	1,909.66	1,909.67	1,909.67	1,909.66	-	-	-	17,187.00
Fund 006 Surplus (Deficit):	(1,909.67)	(1,909.67)	(1,548.06)	(1,909.67)	(1,909.67)	(1,561.71)	(1,909.67)	(1,909.67)	(1,621.65)	-	-	-	(16,189.44)

Fund: 020 - Water Fund

	July	August	September	October	November	December	January	February	March	April	May	June	FY 19/20 Total
	2019	2019	2019	2019	2019	2019	2020	2020	2020	2020	2020	2020	
Revenue													
Category: 440 - Charges for Current Services													
020-44120	Set-Up Fees	100.00	120.00	90.00	115.00	40.00	60.00	65.00	65.00	90.00			745.00
020-44125	Late Charges	1,338.03	2,148.16	1,506.19	1,365.02	1,120.38	1,419.17	1,093.93	1,387.19	(4.44)			11,373.63
020-44210	Bulk Water	1,408.59	2,055.78	1,281.69	1,116.72	1,002.51	1,307.07	88.83	494.91	520.29			9,276.39
020-44215	Sales	243,014.00	252,673.46	249,582.53	229,793.70	229,127.46	177,792.59	173,596.53	189,486.56	184,340.79			1,929,407.62
020-44220	Meter Service Installation	-	-	-	-	-	-	-	-	-			-
020-44240	Service Reinstatement Fee	60.00	80.00	73.00	193.00	40.00	80.00	20.00	40.00	-			586.00
	Charges for Current Services Total:	245,920.62	257,077.40	252,533.41	232,583.44	231,330.35	180,658.83	174,864.29	191,473.66	184,946.64	-	-	1,951,388.64
Use of Money & Property													
020-44105	Interest	-	-	9,433.21	-	-	10,106.70	-	-	8,891.85			28,431.76
	Use of Money & Property Total:	-	-	9,433.21	-	-	10,106.70	-	-	8,891.85	-	-	28,431.76
Category: Miscellaneous													
020-44250	Miscellaneous	20.00	40.00	-	-	-	36.89	40.00	20.00	84.27			241.16
020-49656	Hydrant Permits	250.00	350.00	400.00	300.00	250.00	150.00	150.00	200.00	200.00			2,250.00
020-49660	Transfer from Gen Fund & Sewer	-	-	-	-	-	-	-	-	-			-
020-49661	Transfer from Reserves	-	-	-	-	-	-	-	-	-			-
	Miscellaneous Total:	270.00	390.00	400.00	300.00	250.00	186.89	190.00	220.00	284.27	-	-	2,491.16
	Water Revenue Total:	246,190.62	257,467.40	262,366.62	232,883.44	231,580.35	190,952.42	175,054.29	191,693.66	194,122.76	-	-	1,982,311.56
Expense													
Category: 500 - Employee Services													
020-601-50000	Salaries	9,537.20	27,893.98	18,606.74	19,333.71	19,071.20	20,957.18	27,506.70	19,394.47	18,613.76			180,914.94
020-601-50035	Hourly	-	-	-	-	-	-	-	-	-			-
020-601-50120	Employer SS/MC	292.59	438.54	297.84	308.45	304.72	334.88	430.74	310.43	299.10			3,017.29
020-601-50130	UI & Employee Training Tax	35.12	15.14	-	-	-	32.34	464.89	8.10	-			555.59
020-601-50200	PERS Retirement	1,016.91	3,020.58	2,034.20	2,039.99	2,041.85	2,122.02	2,961.05	2,054.21	2,054.26			19,345.07
020-601-50300	Workers Compensation	7,343.00	-	-	-	-	-	-	-	-			7,343.00
020-601-50400	Medical Benefit	2,705.37	2,769.89	2,769.89	2,751.30	2,769.87	2,477.22	3,063.82	2,298.22	2,746.37			24,351.95
020-601-50410	Employer Paid DCP	617.70	1,266.65	849.22	854.09	855.65	923.67	1,307.39	959.16	959.11			8,592.64
020-601-50500	Group Life Ins Benefit	21.20	23.66	23.66	23.63	23.66	25.29	21.95	23.63	23.70			210.38
	Employee Services Total:	21,569.09	35,428.44	24,581.55	25,311.17	25,066.95	26,872.60	35,756.54	25,048.22	24,696.30	-	-	244,330.86
Category: 600 - Operating & Maintenance													
020-601-50600	Insurance - Liability	6,866.00	-	-	-	-	-	-	-	-			6,866.00
020-601-50610	Insurance - Property	7,323.00	-	-	-	-	-	-	-	-			7,323.00
020-601-60021	Audit	-	-	2,333.33	333.33	2,333.33	1,391.67	-	-	-			6,391.66
020-601-60131	Laundry / Uniforms	-	-	437.87	177.52	322.00	-	-	-	-			937.39
020-601-60210	Computer Maintenance & Software	13,575.89	625.00	(1,439.61)	240.00	-	5.90	884.68	67.40	7.00			13,966.26
020-601-60211	Data Processing Contract Maint	-	-	-	-	-	-	-	-	-			-
020-601-60250	Maintenance / Repair	1,415.37	10,838.51	8,527.29	5,482.28	4,848.04	1,720.25	606.75	19,251.03	2,458.67			55,148.19
020-601-60270	Maintenance - Vehicles	-	499.35	965.38	366.81	4,082.65	-	96.75	58.14	48.64			6,117.72
020-601-60550	Printing	-	-	-	-	-	-	-	-	-			-
020-601-60650	Membership & Publications	-	388.50	-	-	493.00	-	-	-	60.00			941.50
020-601-60710	Travel & Training	-	-	-	1,063.94	-	(11.15)	2,261.07	790.33	729.77			4,833.96
020-601-60800	Contract Services	1,728.95	730.70	349.86	3,290.90	3,568.05	9,918.72	5,674.17	408.60	2,033.08			27,703.03
020-601-60830	Contract Services-Engineering	6,009.43	4,271.93	4,182.51	9,834.42	3,125.00	4,375.00	7,494.98	5,970.00	-			45,263.27
020-601-60900	Miscellaneous	701.48	680.03	722.65	689.50	818.23	716.80	845.29	679.09	685.80			6,538.87
020-601-60905	CalPers Unfunded Accrued Liability	29,553.00	-	-	-	-	-	-	-	-			29,553.00
020-601-61111	Chemicals / Analysis	3,405.99	5,754.18	1,481.88	2,762.32	1,255.70	1,302.33	1,118.81	3,981.13	1,984.22			23,046.56
020-601-61127	Tools	-	261.45	236.62	-	149.14	-	292.80	84.48	128.22			1,152.71
020-601-61130	Office Supplies	-	317.82	-	38.77	-	68.26	-	376.83	-			801.68
020-601-61131	Postage	260.00	393.33	398.30	260.00	478.67	360.00	409.93	379.89	480.00			3,420.12
020-601-61140	Operational Supplies	86.85	89.71	4.95	56.98	513.15	130.62	144.46	267.13	51.67			1,345.52

	July	August	September	October	November	December	January	February	March	April	May	June	FY 19/20 Total
	2019	2019	2019	2019	2019	2019	2020	2020	2020	2020	2020	2020	
020-601-61240 Meter Expense	-	12,335.22	-	-	-	-	-	-	-	-	-	-	12,335.22
020-601-61241 Utilities - Electric	-	15,967.61	17,001.22	14,028.52	12,593.29	10,632.26	7,044.14	6,811.50	8,961.30	-	-	-	93,039.84
020-601-61280 Fuel - Vehicles	589.50	444.29	552.76	612.89	488.16	455.22	506.46	456.48	447.42	-	-	-	4,553.18
020-601-67575 Regulatory Compliance	4,925.00	-	-	-	2,988.88	9,368.15	918.62	-	-	-	-	-	18,200.65
020-601-67600 Safety Equipment	-	-	-	387.01	-	-	-	226.28	401.70	-	-	-	1,014.99
020-601-67610 Santa Ynez River Appropriation	-	-	-	-	-	14,383.39	-	-	-	-	-	-	14,383.39
020-601-67635 State Water Project	93,027.39	97,913.73	93,027.39	93,027.39	126,414.31	93,027.39	93,027.39	93,027.39	93,027.39	93,027.39	93,027.39	93,027.39	875,519.77
020-601-67705 Telephone	703.55	716.92	725.40	706.81	632.30	688.45	684.17	696.98	682.84	-	-	-	6,237.42
020-601-67820 Write-Off Utility Plant	-	-	-	-	-	-	-	-	-	-	-	-	-
020-601-68110 Depreciation	18,333.34	18,333.33	18,333.33	18,333.34	18,333.33	18,333.33	18,333.34	18,333.33	18,333.33	18,333.33	18,333.33	18,333.33	165,000.00
020-601-69100 Transfer to Other Funds	5,690.89	-	66,860.00	111,879.84	-	-	-	29,240.00	99,034.19	-	-	-	312,704.92
Operating & Maintenance Total:	194,195.63	170,561.61	214,701.13	263,572.57	183,437.23	166,866.59	140,343.81	181,106.01	229,555.24	-	-	-	1,744,339.82
Category: 700 - Capital													
020-601-72300 Computer Equipment	-	-	-	-	-	-	-	3,939.01	-	-	-	-	3,939.01
020-601-73500 Equipment	-	-	-	-	-	2,620.46	-	-	-	-	-	-	2,620.46
Capital Total:	-	-	-	-	-	2,620.46	-	3,939.01	-	-	-	-	6,559.47
Water Expense Total:	215,764.72	205,990.05	239,282.68	288,883.74	208,504.18	196,359.65	176,100.35	210,093.24	254,251.54	-	-	-	1,995,230.15
Fund 020 Surplus (Deficit):	30,425.90	51,477.35	23,083.94	(56,000.30)	23,076.17	(5,407.23)	(1,046.06)	(18,399.58)	(60,128.78)	-	-	-	(12,918.59)

Fund: 021 - Water Capital

	July	August	September	October	November	December	January	February	March	April	May	June	FY 19/20 Total
	2019	2019	2019	2019	2019	2019	2020	2020	2020	2020	2020	2020	
Revenue													
Category: Capital Contribution													
021-44115 Connection Fees	-	-	-	-	-	-	-	-	-	-	-	-	-
021-49652 Transfer in from Reserves	-	-	-	-	-	-	-	-	-	-	-	-	-
021-49732 Transfer in from Water Fund	-	-	-	-	-	-	-	-	-	-	-	-	-
Capital Contribution Total:	-	-	-	-	-	-	-	-	-	-	-	-	-
Category: 490 - Use of Money and Property													
021-44105 Interest	-	-	595.57	-	-	573.09	-	-	474.36	-	-	-	1,643.02
Use of Money and Property Total:	-	-	595.57	-	-	573.09	-	-	474.36	-	-	-	1,643.02
Revenue Total:	-	-	595.57	-	-	573.09	-	-	474.36	-	-	-	1,643.02
Expense													
Category: 600 - Operating & Maintenance													
021-600-69100 Water Capital Transfer to Other Funds	-	-	-	-	-	-	-	-	-	-	-	-	-
021-601-68110 Depreciation	2,000.00	2,000.00	2,000.00	2,000.00	2,000.00	2,000.00	2,000.00	2,000.00	2,000.00	-	-	-	18,000.00
021-602-69100 Transfer to Other Funds for CIPs	-	-	-	-	-	-	-	-	-	-	-	-	-
Operating & Maintenance Total:	2,000.00	2,000.00	2,000.00	2,000.00	2,000.00	2,000.00	2,000.00	2,000.00	2,000.00	-	-	-	18,000.00
Expense Total:	2,000.00	2,000.00	2,000.00	2,000.00	2,000.00	2,000.00	2,000.00	2,000.00	2,000.00	-	-	-	18,000.00
Fund 021 Surplus (Deficit):	(2,000.00)	(2,000.00)	(1,404.43)	(2,000.00)	(2,000.00)	(1,426.91)	(2,000.00)	(2,000.00)	(1,525.64)	-	-	-	(16,356.98)