

PO BOX 1819
107 West Highway 246
Buellton, CA 93427

Phone 805-686-0137
Fax: 805-686-0086
www.cityofbuellton.com

City of Buellton

MONTHLY UNAUDITED FINANCIAL REPORTS

*For the month ended August 31, 2018
FY 2018/2019*

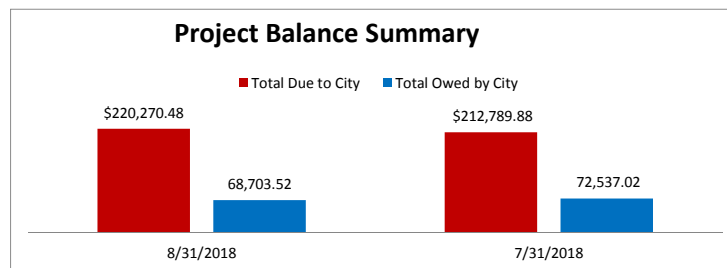
Reports in this packet include:

- Private Project Balance Report
- General Fund Revenue and Expenditure Report
- Sewer Fund Revenue and Expense Report
- Water Fund Revenue and Expense Report
- Enterprise Funds Month-to-Month Activity

Reports are unaudited. Upon monthly review, adjustments may be necessary and changes will be reflected on next month's report.



Project #	Project Name	Total Revenue	Total Expense	8/31/2018	7/31/2018	Change from Prior Month
				Credit On Account/ (Developer Balance Due)	Credit On Account/ (Developer Balance Due)	Increase (Decrease) in Balance Due
1	Customer 1: Bach Hotel	-	-	0.00	0.00	-
2	Customer 2: Burgundy Hills	1,492.85	1,492.85	0.00	0.00	-
29	Customer 29: Vintage Walk	343.00	343.00	0.00	0.00	-
57	Customer 57: Brian Asselstine	292.40	292.40	0.00	0.00	-
72	Customer 72: Bill Mowry	299.80	-	299.80	299.80	-
74	Customer 74: Pete Hauber	0.60	-	0.60	0.60	-
90001	Meritage Senior Living	5,482.34	5,482.34	0.00	0.00	-
90002	Ranch Club Condo Conversion TTM 31048	364.75	-	364.75	364.75	-
90003	Bach Hotel Lot Line Adjustment 06-LLA-03	-	-	0.00	0.00	-
90008	Flying Flags RV Sales 08-MUP-01	196.00	196.00	0.00	0.00	-
90010	Crossroads Ctr at The Village 11-FDP-02,11-CUP-02	212,996.20	357,361.08	(144,364.88)	(144,121.13)	243.75
90013	Buellton Apartments 12-FDP-02	95,152.05	95,152.05	0.00	0.00	-
90014	Bach Hotel 13-FDP-01 (new)	511.25	511.25	0.00	0.00	-
90015	Live Oak Bowling Alley 13-FDP-03, 13-LLA-02	18,934.80	36,155.55	(17,220.75)	(17,220.75)	-
90016	Flying Flags Expansion	42,232.41	33,088.75	9,143.66	9,143.66	-
90017	Village Park	6,020.00	37,632.50	(31,612.50)	(31,462.50)	150.00
90019	Hampton Inn & Suites 14-FDP-01, 14-MND-01	103,679.99	105,004.99	(1,325.00)	(1,325.00)	-
90020	Village Senior Apartments 14-FDP-02	4,500.00	3,664.69	835.31	835.31	-
90021	Village Capital Pacific Townhomes TTM 31057	262,160.70	274,721.95	(12,561.25)	(10,077.50)	2,483.75
90022	Sky River RV Sales 14-MUP-01	401.75	401.75	0.00	0.00	-
90023	Figueroa Mtn Brewery Tank 14-DPM-01	234.00	234.00	0.00	0.00	-
90024	Tilton Racing 14-FDP-04	51,063.61	51,063.61	0.00	0.00	-
90025	Harry Poor-63.65, & 67 Ind Way Vacation of Easemnt	21,187.50	21,187.50	0.00	0.00	-
90026	Terravant Annex 14-FDP-05	2,188.75	2,188.75	0.00	0.00	-
90027	Ave of Flags Mixed Use Project-Armenta	4,500.00	3,590.05	909.95	909.95	-
90029	Appeal Bowling Alley - 15-AP-03	660.00	660.00	0.00	0.00	-
90030	Appeal Short-term Rental - B Kuykendall #15-AP-02	2,889.20	2,889.20	0.00	0.00	-
90031	Appeal Bowling Alley - (15-AP-04)	660.00	660.00	0.00	0.00	-
90032	Figueroa Mountain Brewing LLC	-	-	0.00	0.00	-
90033	Figueroa Mountain Brewing, LLC - 16-DPM-01	3,633.60	3,633.60	0.00	0.00	-
90034	Secondary Dwelling	970.00	970.00	0.00	0.00	-
90035	Gonzales - Multifamily Units on McMurray	3,190.00	3,190.00	0.00	0.00	-
90036	Reconstruct Brick Wall; 16-MUP-01	1,858.53	1,858.53	0.00	0.00	-
90037	Fig Mountain Brewing Final Development Plan	43,908.07	53,021.82	(9,113.75)	(7,777.50)	1,336.25
90038	Live Oak Settlement	-	-	0.00	0.00	-
90039	Family Bowling Center	26,195.00	26,010.11	184.89	184.89	0.00
90040	Flying Flags 16-FDP-04	40,230.00	11,221.78	29,008.22	29,008.22	-
90041	Multi-Tenant Commercial Development 16-FDP-05	41,407.24	41,407.24	0.00	(81.00)	(81.00)
90042	SVV People Helping People - 16-CUP-03	562.30	562.30	0.00	0.00	-
90043	The Buellton Hub - 16-FDP-06, TPM-31061	25,490.00	23,157.41	2,332.59	2,332.59	-
90044	The Industrial Network - 16-FDP-07, 17-LLA-03	26,065.00	23,000.64	3,064.36	3,768.11	703.75
90045	410 Central - 17-FDP-01, TTM-31059	1,187.00	1,187.00	0.00	0.00	-
90046	Ballard Canyon Sewer Connection	942.50	942.50	0.00	0.00	-
90047	Flying Flags - Occupy 28 RV Spaces; Modify 16-FDP-	1,532.97	532.97	1,000.00	1,000.00	-
90048	Vineyard Village Lot Line Adjustment 17-LLA-01	3,000.00	344.61	2,655.39	2,655.39	-
90049	410 Central Homes- 17-FDP-02, TTM-31060	9,100.00	4,920.75	4,179.25	4,782.25	603.00
90050	35 Zaca St, 2 Story Addition (17-LLA-02)	3,383.27	3,383.27	0.00	1,603.75	1,603.75
90051	350 River View Drive- Appeal	-	-	0.00	0.00	-
90052	518 Avenue of Flags 17-FDP-03	9,369.00	12,119.00	(2,750.00)	125.50	2,875.50
90053	Flying Flags 18-DPM-01	1,178.56	178.56	1,000.00	1,000.00	-
90054	693 Ave of Flags - ARCO , 18-FDP-01, 18-CUP-01	4,500.00	3,221.50	1,278.50	1,278.50	-
90055	McMurray Rd and Valley Vineyard Cir, 18-FDP-02	8,100.00	762.50	7,337.50	7,337.50	-
90056	Family Bowling Center 18-DPM-02	1,000.00	1,692.35	(692.35)	(94.50)	597.85
90057	Hawkeye Investments	-	630.00	(630.00)	(630.00)	-
80000	270 Industrial Way (17-ZC-57)	9,080.00	3,971.25	5,108.75	5,906.25	797.50
Project Totals:		\$ 1,104,326.99	\$ 1,255,893.95	(151,566.96)	(140,252.86)	\$ 11,314.10



Summary

Resolution No. 01-24 requires all developers to submit a required deposit and sign a Processing Payment Agreement when filing an application. The deposit includes the cost of processing an application. The deposit creates an account against which processing charges will be drawn automatically.

The City invoices all charges for services on a monthly basis. The invoice is sent with a statement that includes a description of services rendered during the billing period. A copy of paid invoices from the vendor is also included with the Billing Statement.

If a developer has a balance due, the developer must pay the amount. This may result in the need to collect additional deposits to maintain a positive account balance. If a completed project has a positive balance, the balance is refunded.

The above report shows all (active and inactive) private project balances through August 31, 2018. The total project balance is \$-151,566.96. Of that total, \$220,270.48 is due by developers to the City of Buellton, and \$68,703.52 is being held by the City of Buellton on behalf of the developer to cover expenses as they are incurred monthly. The amount due by developers increased by \$7,480.60, and amount held by the City of Buellton decreased by \$3,833.50 from the last billing cycle ending June 30, 2018. No statements were issued for the month of July 2018.



General Fund

Revenue Summary (Unaudited)

For Fiscal: 2018-2019 Period Ending: 08/31/2018

Percentage of Fiscal Year Elapsed: 17%

	Original Total Budget	Current Total Budget	Period Activity	Fiscal Activity	Percent Received
Revenue					
Category: 410 - Taxes					
001-41005 Property Taxes - Secured	1,209,720.00	1,352,096.00	0.00	0.00	0.00%
001-41010 Property Taxes - Unsecured	54,060.00	58,366.00	0.00	0.00	0.00%
001-41015 Homeowners Exemptions	6,834.00	6,834.00	0.00	0.00	0.00%
001-41020 Franchise Fees	229,500.00	229,500.00	0.00	8,115.64	3.54%
001-41025 Sales Tax	2,346,000.00	2,412,000.00	0.00	0.00	0.00%
001-41035 Transient Occupancy Tax	1,938,000.00	2,450,000.00	0.00	352,139.70	14.37%
001-41040 Property Transfer Tax	37,536.00	43,948.00	0.00	1,413.50	3.22%
Taxes Total:	5,821,650.00	6,552,744.00	0.00	361,668.84	5.52%
Category: 420 - Fees & Permits					
001-42010 Zoning Clearance	2,040.00	2,040.00	135.00	270.00	13.24%
001-42015 Small Permits	8,670.00	8,670.00	2,000.00	2,000.00	23.07%
Fees & Permits Total:	10,710.00	10,710.00	2,135.00	2,270.00	21.20%
Category: 430 - Revenues From Other Agencies					
001-43005 Motor Vehicle in Lieu Tax	2,244.00	2,244.00	0.00	0.00	0.00%
001-43010 MV License Fee Compensation	430,000.00	470,641.00	0.00	0.00	0.00%
001-43015 COPS Grant	102,000.00	100,000.00	0.00	0.00	0.00%
001-43040 Beverage Container Grant	5,100.00	5,000.00	0.00	5,000.00	100.00%
Revenues From Other Agencies Total:	539,344.00	577,885.00	0.00	5,000.00	0.87%
Category: 440 - Charges for Current Services					
001-44005 Buellton Recreation Program	112,200.00	112,200.00	9,707.65	16,017.77	14.28%
001-44010 Recreation Program 50/50	10,200.00	10,200.00	0.00	0.00	0.00%
001-44015 Buellton Rec Program Trips	45,900.00	45,900.00	1,943.00	2,495.00	5.44%
001-44020 Park Reservation Fees	6,426.00	6,426.00	280.00	840.00	13.07%
001-44025 Event Application Fee/Temp Use	1,530.00	1,530.00	310.00	310.00	20.26%
001-44035 Cost Reimbursement	21,364.00	21,364.00	0.00	0.00	0.00%
001-44040 Transfer from Reserves	1,000,000.00	1,000,000.00	0.00	0.00	0.00%
Charges for Current Services Total:	1,197,620.00	1,197,620.00	12,240.65	19,662.77	1.64%
Category: 442 - Misc					
001-44250 Miscellaneous	30,600.00	30,600.00	313.74	1,457.61	4.76%
Misc Total:	30,600.00	30,600.00	313.74	1,457.61	4.76%
Category: 450 - Fines & Penalties					
001-45005 Criminal Fines & Penalties	714.00	714.00	0.00	158.61	22.21%
001-45010 Fines & Fees	20,400.00	20,400.00	46.24	1,332.53	6.53%
001-49532 Code Enforcement Fines	0.00	0.00	200.00	300.00	0.00%
Fines & Penalties Total:	21,114.00	21,114.00	246.24	1,791.14	8.48%
Category: 490 - Use of Monies & Properties					
001-44105 Interest	38,760.00	38,760.00	1,680.86	3,215.13	8.29%
001-49010 Rent	81,600.00	81,600.00	7,080.00	15,282.50	18.73%
Use of Monies & Properties Total:	120,360.00	120,360.00	8,760.86	18,497.63	15.37%
Category: 495 - Client Review					
001-49566 Home Occupation Permit	0.00	0.00	25.00	25.00	0.00%
Client Review Total:	0.00	0.00	25.00	25.00	0.00%
Revenue Total:	\$ 7,741,398.00	\$ 8,511,033.00	\$ 23,721.49	\$ 410,372.99	4.82%



General Fund Expenditure Summary (Unaudited)

For Fiscal: 2018-2019 Period Ending: 08/31/2018

Percentage of Fiscal Year Elapsed: 17%

	Original Total Budget	Current Total Budget	Period Activity	Fiscal Activity	Percent Used
Expenditures					
401- CITY COUNCIL	132,347.00	134,187.00	11,307.24	22,110.64	8.43%
402- CITY MANAGER	241,720.00	241,466.00	25,409.27	38,645.06	10.52%
403- CITY CLERK	119,213.00	119,213.00	11,474.17	17,708.09	9.62%
404- CITY ATTORNEY	188,700.00	188,700.00	0.00	14,369.55	0.00%
410- NON-DEPARTMENTAL	1,069,839.00	1,089,201.00	51,755.48	375,595.06	4.75%
420- FINANCE	167,082.00	178,259.00	18,847.70	31,237.35	10.57%
501- PUBLIC SAFETY - POLICE/FIRE	2,189,185.00	2,001,052.00	149,321.72	298,171.72	7.46%
510- LEISURE SERVICES - LIBRARY	176,910.00	176,910.00	828.32	1,173.28	0.66%
511- RECREATION	514,978.00	529,159.00	56,770.15	95,046.93	17.96%
550- PUBLIC WORKS - STREET LIGHTS	65,000.00	65,000.00	5,079.28	5,079.28	7.81%
551- STORM WATER	159,012.00	174,012.00	138.49	15,539.99	8.93%
552- PUPLIC WORKS - PARKS	304,135.00	316,435.00	16,728.91	48,363.18	15.28%
556- PUBLIC WORKS - LANDSCAPE	108,120.00	120,346.00	3,818.77	13,949.41	11.59%
558- PUBLIC WORKS - GENERAL	665,961.00	669,601.00	55,121.67	104,070.91	15.54%
565- PLANNING	353,801.00	452,180.00	30,613.10	52,898.71	11.70%
Transfers to CIP (Fund 092)	1,048,170.00	1,283,170.00	12,968.48	54,359.46	4.24%
Total:	\$ 7,504,173.00	\$ 7,738,891.00	\$ 450,182.75	\$ 1,188,318.62	15.36%

Summary:

The General Fund Revenue and Expenditure Report compares budget to actual amounts through August 31, 2018 and compares month-to-month data for the period July 1, 2018 through August 31, 2018. Upon monthly review, adjustment may be necessary and changes will be reflected on next month's report. At 17 percent of the fiscal year elapsed, about 5 percent of budgeted revenue has been received, and about 15 percent of budgeted expenditures have been expended.

Revenue is below target due to timing differences. Sales Tax Revenue lags about two months. The City can expect to receive July 2018 sales tax revenue in September 2018 and August 2018 sales tax revenue in October 2018. Property taxes are paid twice a year usually in December and April.

All department expenditures are within budget and expected to meet budget by the end of the fiscal year.

**General Fund Month-to-Month Revenue and Expenditures
FY 2018/2019 through August 31, 2018 (Unaudited)**

Revenue	July 2018-2019	August 2018-2019	September 2018-2019	October 2018-2019	November 2018-2019	December 2018-2019	January 2018-2019	February 2018-2019	March 2018-2019	April 2018-2019	May 2018-2019	June 2018-2019	FY 2018-2019
001-41005	Property Taxes - Secured	-	-										-
001-41010	Property Taxes - Unsecured	-	-										-
001-41015	Homeowners Exemptions	-	-										-
001-41020	Franchise Fees	8,115.64	-										8,115.64
001-41025	Sales Tax	-	-										-
001-41035	Transient Occupancy Tax	352,139.70	-										352,139.70
001-41040	Property Transfer Tax	1,413.50	-										1,413.50
001-42010	Zoning Clearance	135.00	135.00										270.00
001-42015	Small Permits	-	2,000.00										2,000.00
001-43005	Motor Vehicle in Lieu Tax	-	-										-
001-43010	MV License Fee Compensation	-	-										-
001-43015	COPS grant	-	-										-
001-43040	Beverage Container Grant	5,000.00	-										5,000.00
001-44005	Buelltton Recreation Program	6,310.12	9,707.65										16,017.77
001-44010	Recreation Program 50/50	-	-										-
001-44015	Buelltton Rec Program Trips	552.00	1,943.00										2,495.00
001-44020	Park Reservation Fees	560.00	280.00										840.00
001-44025	Event Application Fee/Temp Use	-	310.00										310.00
001-44035	Cost Reimbursement	-	-										-
001-44040	Transfer from Reserves	-	-										-
001-44105	Interest	1,534.27	1,680.86										3,215.13
001-44250	Miscellaneous	1,143.87	313.74										1,457.61
001-45005	Criminal Fines & Penalties	158.61	-										158.61
001-45010	Fines & Fees	1,286.29	46.24										1,332.53
001-49010	Rent	8,202.50	7,080.00										15,282.50
001-49526	CA Mandated Cost Reimbursement	-	-										-
001-49532	Code Enforcement Fines	100.00	200.00										300.00
001-49536	Conditional Use Permit	-	-										-
001-49548	Document Sales	-	-										-
001-49566	Home Occupation Permit	-	25.00										25.00
001-49585	Miscellaneous Permits	-	-										-
001-49609	Sale of Property	-	-										-
Revenue Total:	386,651.50	23,721.49	-	-	-	-	-	-	-	-	-	-	410,372.99

Percent of Budget: 5%
Revised Budget: \$ 8,511,033

Department Expenditures	July 2018-2019	August 2018-2019	September 2018-2019	October 2018-2019	November 2018-2019	December 2018-2019	January 2018-2019	February 2018-2019	March 2018-2019	April 2018-2019	May 2018-2019	June 2018-2019	FY 2018-2019
401 - CITY COUNCIL	10,803.40	11,307.24											22,110.64
402 - CITY MANAGER	13,235.79	25,409.27											38,645.06
403 - CITY CLERK	6,233.92	11,474.17											17,708.09
404 - CITY ATTORNEY	14,369.55	-											14,369.55
410 - NON-DEPARTMENTAL	323,839.58	51,755.48											375,595.06
420 - FINANCE	12,389.65	18,847.70											31,237.35
501 - PUBLIC SAFETY - POLICE/FIRE	148,850.00	149,321.72											298,171.72
510 - LEISURE SERVICES - LIBRARY	344.96	828.32											1,173.28
511 - RECREATION	38,276.78	56,770.15											95,046.93
550 - PUBLIC WORKS - STREET LIGHTS	-	5,079.28											5,079.28
551 - STORM WATER	15,401.50	138.49											15,539.99
552 - PUBLIC WORKS - PARKS	31,634.27	16,728.91											48,363.18
556 - PUBLIC WORKS - LANDSCAPE MAINTENANCE	10,130.64	3,818.77											13,949.41
558 - PUBLIC WORKS - GENERAL	48,949.24	55,121.67											104,070.91
565 - PLANNING	22,285.61	30,613.10											52,898.71
Transfer to CIP Fund 092 (Updated Monthly)	41,390.98	12,968.48											54,359.46
Expense Total (Actual through July):	738,135.87	450,182.75	-	-	-	-	-	-	-	-	-	-	1,188,318.62

Percent of Budget: 15%
Revised Budget: \$ 7,738,891

General Fund Surplus (Deficit):	(351,484.37)	(426,461.26)	-	-	-	-	-	-	-	-	-	-	(777,945.63)
--	---------------------	---------------------	---	---	---	---	---	---	---	---	---	---	---------------------



005-Sewer Fund

FY 2018-19 Enterprise Funds

For July 2018 Through June 2019, as of 8/31/2018
 Percentage of Fiscal Year Elapsed: 17%

	Original Total Budget	Current Total Budget	Period Activity	Fiscal Activity	Percent Received
Revenue					
Category: Charges for Current Services					
005-44110 Salaries	893,520.00	1,125,810.00	114,425.58	226,257.69	20.10%
005-44120 Set-Up Fees	765.00	1,150.00	140.00	235.00	20.43%
005-44125 Late Charges	4,845.00	5,000.00	762.88	1,550.55	0.31
Charges for Service Total:	899,130.00	1,131,960.00	115,328.46	228,043.24	20.15%
Category: Use of Money and Property					
005-44105 Interest	7,140.00	11,000.00	0.00	0.00	0.00
Use of Money and Property Total:	7,140.00	11,000.00	0.00	0.00	0.00%
Category: Miscellaneous					
005-49652 Transfer from Reserves	300,000.00	300,000.00	0.00	0.00	0.00
Miscellaneous Total:	300,000.00	300,000.00	0.00	0.00	0.00%
Sewer Revenue Total:	\$ 1,206,270.00	\$ 1,442,960.00	\$ 115,328.46	\$ 228,043.24	15.80%
Expenses					
Category: Employee Services					
005-701-50000 Salaries	235,981.00	235,981.00	24,513.66	33,075.64	14.02%
005-701-50120 Employer SS/MC	4,386.00	4,386.00	382.27	516.46	11.78%
005-701-50130 UI & Employee Training Tax	1,050.00	1,050.00	0.00	0.00	0.00%
005-701-50200 PERS Retirement	28,255.00	28,255.00	3,235.02	4,330.54	15.33%
005-701-50300 Workers Compensation	7,529.00	7,529.00	0.00	5,447.00	72.35%
005-701-50400 Medical Benefit	35,740.00	35,740.00	5,682.24	8,260.71	23.11%
005-701-50410 Employer Paid DCP	7,635.00	7,635.00	1,001.18	1,340.91	17.56%
005-701-50500 Group Life Insurance	321.00	321.00	25.42	37.68	11.74%
Employee Services Total:	320,897.00	320,897.00	34,839.79	53,008.94	16.52%
Category: Operating & Maintenance					
005-701-50600 Insurance - Liability	20,400.00	20,400.00	0.00	8,818.00	43.23%
005-701-50610 Insurance - Property	12,855.00	12,855.00	7,402.00	7,402.00	57.58%
005-701-60021 Audit	8,364.00	8,364.00	0.00	0.00	0.00%
005-701-60131 Laundry/Uniform	1,122.00	1,122.00	264.55	264.55	23.58%
005-701-60210 Computer & Maintenance	3,060.00	12,648.00	236.01	7,632.63	60.35%
005-701-60211 Data Processing Contract Maint.	1,326.00	1,326.00	0.00	0.00	0.00%
005-701-60250 Maintenance/Repair	51,000.00	50,000.00	258.79	5,417.50	10.84%
005-701-60270 Maintenance - Vehicles	6,120.00	6,120.00	0.00	427.87	6.99%
005-701-60650 Membership & Publication	510.00	510.00	0.00	0.00	0.00%
005-701-60710 Travel & Training	4,080.00	4,080.00	0.00	0.00	0.00%
005-701-60800 Contract Services	255,000.00	250,000.00	879.51	16,895.64	6.76%
005-701-60830 Contract Services - Engineering	56,100.00	56,100.00	0.00	285.00	0.51%
005-701-60900 Misc./CalPERS UAL	15,300.00	25,300.00	437.90	26,728.13	105.64%
005-701-61111 Chemical/Analysis	25,500.00	31,000.00	941.02	3,892.83	12.56%
005-701-61127 Tools	1,020.00	1,020.00	0.00	146.79	14.39%
005-701-61130 Office Supplies	2,040.00	2,040.00	0.00	301.57	14.78%
005-701-61131 Postage	5,100.00	5,100.00	835.00	1,119.10	21.94%
005-701-61140 Operational Supplies	3,060.00	4,500.00	70.42	231.54	5.15%
005-701-61211 Utilities - Water	26,520.00	26,520.00	410.41	817.84	3.08%
005-701-61240 Utilities - Electric	102,000.00	102,000.00	10,544.18	10,544.18	10.34%
005-701-61280 Fuel - Vehicles	5,100.00	5,100.00	657.47	1,244.50	24.40%
005-701-67575 Regulatory Compliance	20,400.00	20,400.00	0.00	0.00	0.00%
005-701-67600 Safety Equipment	2,040.00	2,040.00	174.95	174.95	8.58%

FUND 005: SEWER FUND

For July 2018 Through June 2019, as of 8/31/2018

	Original Total Budget	Current Total Budget	Period Activity	Fiscal Activity	Percent Received
005-701-67705 Telephone	8,670.00	8,670.00	683.47	1,354.92	
005-701-68110 Depreciation***	255,000.00	255,000.00	21,250.00	42,500.00	16.67%
005-701-69100 Transfer to Other funds	400,000.00	400,000.00	0.00	0.00	0.00%
Operating & Maintenance Total:	1,291,687.00	1,312,215.00	45,045.68	136,199.54	10.38%
Fund: 005 -Sewer Expenses Total:	\$ 1,612,584.00	\$ 1,633,112.00	\$ 79,885.47	\$ 189,208.48	11.59%
Fund: 005 -Sewer Surplus (Deficit):	\$ (406,314.00)	\$ (190,152.00)	\$ 35,442.99	\$ 38,834.76	

***NOTE: Capital Items are Included in the Depreciation Category, Depreciation is calculated at the End of the Fiscal Year. Estimated monthly depreciation is \$21,250.

006-Sewer Capital

For July 2018 Through June 2019, as of 8/31/2018

Percentage of Fiscal Year Elapsed: **17%**

	Current Total Budget	Original Total Budget	Period Activity	Fiscal Activity	Percent Received
Revenue					
Category: Capital Contribution					
006-44115 Connection Fees	95,000.00	95,000.00	0.00	0.00	0.00%
006-49652 Transfer from Reserves	380,000.00	380,000.00	0.00	0.00	0.00%
Contributions Total:	475,000.00	475,000.00	0.00	0.00	0.00%
Expenses					
006-702-69100 Transfer to Other Funds	425,000.00	425,000.00	0.00	0.00	0.00%
Expense Total:	425,000.00	425,000.00	0.00	0.00	0.00%
Fund: 006-Sewer Capital Surplus (Deficit):	\$ 50,000.00	\$ 50,000.00	\$0.00	\$0.00	

Sewer Fund and Sewer Capital Fund Report Summary for the month ending August 31, 2018

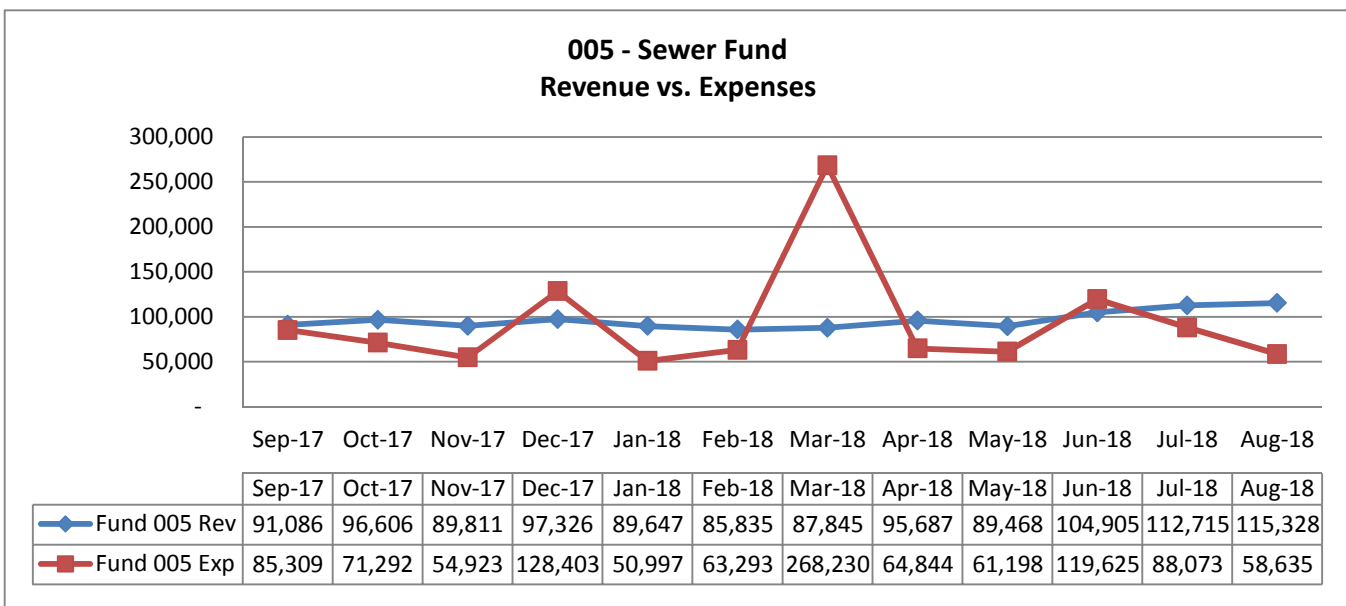
The Sewer Fund Revenue and Expense Summary Report compares budget to actual amounts through August 31, 2018. Upon monthly review, adjustments may be necessary. Contract Expenses lag up to 60 days. It should be noted that depreciation expense is estimated each month for reporting purposes. Actual depreciation expense will be calculated at the end of the fiscal year.

Although sewer revenue was slightly below budgeted revenue, revenue from charges for services was above targeted amount at 20.15 percent due to sewer rate increases that became effective July 1, 2018. More usage due to the summer season may also contribute to higher than expected revenue from sewer services. Sewer expenses were below budgeted amount at the end of August. Some budget items include one-time annual payments such as CalPERS Unfunded Liability, Liability Insurance, Workers Compensation and annual Tyler Software fees.

The Sewer Capital Fund did not have any activity. Connection Fees are received from new development and are restricted for Capital Improvement Projects that enhance capacity and cannot be used for operating costs.

The graph below illustrates the 12-month revenue and expenditure trend for the Sewer Fund. It can be noted that revenue has been increasing at a steady pace while expenditures have been steady with some spikes in December 2017 and March 2018. These spikes are due to repair and maintenance at the Wastewater treatment plant.

Sewer Fund - 12 Month Trend





020- Water Fund

FY 2018-19 Enterprise Funds

For July 2018 Through June 2019, as of 8/31/2018
 Percentage of Fiscal Year Elapsed: 17%

	Original Total Budget	Current Total Budget	Period Activity	Fiscal Activity	Percent Received
Revenue					
Category: Charges for Current Services					
020-44120 Set-Up Fees	816.00	1,100.00	140.00	235.00	21.36%
020-44125 Late Charges	9,690.00	13,000.00	1,454.51	2,683.18	20.64%
020-44210 Bulk Water	18,360.00	18,360.00	3,768.93	13,007.25	70.85%
020-44215 Sales	1,815,600.00	2,349,416.00	247,268.37	484,830.16	20.64%
020-44240 Service Reinstatement Fee	1,224.00	1,224.00	80.00	120.00	9.80%
Charges for Service Total:	1,845,690.00	2,383,100.00	252,711.81	500,875.59	21.02%
Category: Use of Money and Property					
020-44105 Interest	8,670.00	16,000.00	0.00	0.00	0.00%
Use of Money and Property Total:	8,670.00	16,000.00	0.00	0.00	0.00%
Category: Miscellaneous					
020-44250 Miscellaneous	0.00	0.00	0.00	792.50	0.00%
020-49656 Hydrant Permits	0.00	0.00	350.00	750.00	0.00%
020-49661 Transfer from Reserves	600,000.00	600,000.00	0.00	0.00	0.00%
Miscellaneous Total:	600,000.00	600,000.00	350.00	1,542.50	0.26%
Water Revenue Total:	\$ 2,454,360.00	\$ 2,999,100.00	\$ 253,061.81	\$ 502,418.09	16.75%
Expenses					
Category: Employee Services					
020-601-50000 Salaries	235,981.00	235,981.00	24,513.43	33,075.33	14.02%
020-601-50035 Hourly	7,711.00	0.00	0.00	0.00	0.00%
020-601-50120 Employer SS/MC	4,975.00	4,975.00	382.19	516.30	10.38%
020-601-50130 UI & Employee Training Tax	1,383.00	1,383.00	0.00	0.00	0.00%
020-601-50200 PERS Retirement	28,256.00	28,256.00	3,234.84	4,330.16	15.32%
020-601-50300 Workers Compensation	8,021.00	8,021.00	0.00	5,447.00	67.91%
020-601-50400 Medical Benefit	35,740.00	35,740.00	5,681.94	8,260.23	23.11%
020-601-50410 Employer Paid DCP	7,635.00	7,635.00	1,001.02	1,340.72	17.56%
020-601-50500 Group Life Insurance	321.00	321.00	25.33	37.58	11.71%
Employee Services Total:	330,023.00	322,312.00	34,838.75	53,007.32	16.45%
Category: Operating & Maintenance					
020-601-50600 Insurance - Liability	20,400.00	20,400.00	0.00	8,818.00	43.23%
020-601-50610 Insurance - Property	12,855.00	12,855.00	7,402.00	0.00	0.00%
020-601-60021 Audit	8,364.00	8,364.00	0.00	0.00	0.00%
020-601-60131 Laundry/Uniform	1,020.00	1,020.00	0.00	0.00	0.00%
020-601-60210 Computer & Maintenance	4,080.00	14,322.00	0.00	11,366.31	79.36%
020-601-60211 Data Processing Contract Maint.	13,260.00	1,326.00	0.00	0.00	0.00%
020-601-60250 Maintenance/Repair	51,000.00	50,000.00	1,497.50	4,605.18	9.21%
020-601-60270 Maintenance - Vehicles	6,120.00	6,120.00	8.61	1,040.18	17.00%
020-701-60550 Printing	918.00	918.00	0.00	0.00	0.00%
020-601-60650 Membership & Publication	3,060.00	3,060.00	0.00	740.00	24.18%
020-601-60710 Travel & Training	4,080.00	4,080.00	0.00	0.00	0.00%
020-601-60800 Contract Services	96,900.00	95,000.00	981.50	4,762.72	5.01%
020-601-60830 Contract Services - Engineering	76,500.00	75,000.00	0.00	5,437.50	7.25%
020-601-60900 Misc./CalPERS UAL	15,300.00	25,300.00	437.90	26,290.23	103.91%
020-601-61111 Chemical/Analysis	40,800.00	40,000.00	5,225.69	3,139.84	7.85%
020-601-61127 Tools	1,530.00	3,000.00	0.00	0.00	0.00%
020-601-61130 Office Supplies	1,530.00	1,530.00	0.00	301.58	19.71%
020-601-61131 Postage	4,590.00	4,590.00	835.00	284.11	6.19%
020-601-61140 Operational Supplies	1,530.00	1,530.00	33.58	95.68	6.25%

FUND 020: WATER FUND

For July 2018 Through June 2019, as of 8/31/2018

		Original Total Budget	Current Total Budget	Period Activity	Fiscal Activity	Percent Received
020-601-61240	Meter Expense	40,800.00	40,800.00	8,223.48	635.74	1.56%
020-601-61240	Utilities - Electric	166,770.00	166,770.00	17,617.36	0.00	0.00%
020-601-61280	Fuel - Vehicles	6,120.00	6,120.00	657.47	587.03	9.59%
020-601-67575	Regulatory Compliance	18,360.00	21,000.00	0.00	0.00	0.00%
020-601-67600	Safety Equipment	1,530.00	1,530.00	0.00	0.00	0.00%
020-601-67610	Santa Ynez River Appropriation	11,220.00	16,000.00	0.00	0.00	0.00%
020-601-67635	State Water Project	1,417,800.00	1,417,800.00	79,347.67	125,686.10	8.86%
020-601-67705	Telephone	10,200.00	10,200.00	697.39	660.41	6.47%
020-601-67820	Write-Off	0.00	0.00	0.00	0.00	0.00%
020-601-68110	Depreciation***	180,540.00	180,540.00	15,045.00	15,045.00	8.33%
020-601-69100	Transfer to Other funds	475,000.00	475,000.00	0.00	0.00	0.00%
Operating & Maintenance Total:		2,692,177.00	2,704,175.00	138,010.15	209,495.61	7.75%
020-601-73500	Equipment	20,000.00	20,000.00	0.00	0.00	0.00%
Minor Capital Total:		20,000.00	20,000.00	0.00	0.00	0.00%
Water Expense Total:		\$3,042,200.00	\$3,046,487.00	\$172,848.90	\$262,502.93	8.62%
Fund: 020 -Water Surplus (Deficit):		\$ (587,840.00)	\$ (47,387.00)	\$ 80,212.91	\$ 239,915.16	

***NOTE: Capital Items are Included in the Depreciation Category, Depreciation is calculated at the End of the Fiscal Year. Estimated monthly depreciation is \$15,045.

021-Water Capital

For July 2018 Through June 2019, as of 8/31/2018

Percentage of Fiscal Year Elapsed: 17%

		Current Total Budget	Original Total Budget	Period Activity	Fiscal Activity	Percent Received
Revenue						
Category: Capital Contribution						
021-44115	Connection Fees	200,000.00	200,000.00	0.00	0.00	0.00%
021-49652	Transfer from Reserves	234,600.00	234,600.00	0.00	0.00	0.00%
Contributions Total:		434,600.00	434,600.00	0.00	0.00	0.00%
Expenses						
021-702-69100	Transfer to Other Funds	525,000.00	525,000.00	0.00	0.00	0.00%
Expense Total:		525,000.00	525,000.00	0.00	0.00	0.00%
Fund: 021-Water Capital Surplus (Deficit):		\$ (90,400.00)	\$ (90,400.00)	\$0.00	\$0.00	

Water Fund and Water Capital Fund Report Summary for the month ending August 31, 2018

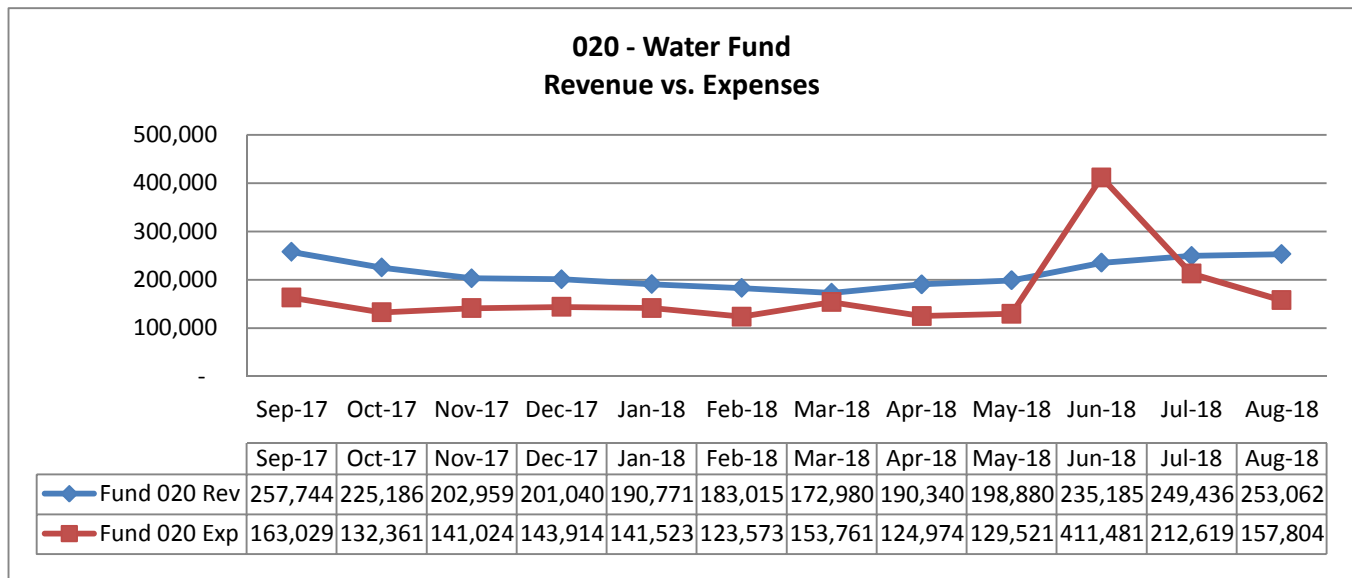
The Water Fund Revenue and Expense Summary Report compares budget to actual amounts through August 31, 2018. Upon monthly review, adjustments may be necessary. Contract Expenses lag up to 60 days. It should be noted that depreciation expense is estimated each month for reporting purposes. Actual depreciation expense will be calculated at the end of the fiscal year.

Water revenue from charges for services was above targeted amount at 21.02 percent due to water rate increases that became effective July 1, 2018. Increased usage due to the summer season may also contribute to higher than expected revenue from water services. Overall, water revenue was on target at 16.45 percent. Water expenses were below budgeted amount at the end of August. Some budget items include one-time annual payments such as CalPERS Unfunded Liability, Liability Insurance, Workers Compensation and annual Tyler Software fees.

The Water Capital Fund did not have any activity. Connection Fees are received from new development and are restricted for Capital Improvement Projects that enhance capacity and cannot be used for operating costs.

The graph below illustrates the 12-month revenue and expenditure trend for the Water Fund. It can be noted that revenue has been consistent the last 12 months. The increases from May through August are due to higher water usage during the Summer. Water Expenses have been steady, with the exception of June when depreciation is recorded.

Water Fund - 12 Month Trend





Monthly Activity Report

FY 2018-19 Enterprise Funds

For July 2018 Through June 2019, as of 8/31/2018

Fund: 005 - Sewer Fund

	July 2018	August 2018	September 2018	October 2018	November 2018	December 2018	January 2019	February 2019	March 2019	April 2019	May 2019	June 2019	FY 18/19 Total
Revenue													
Category: Charges for Current Services													
005-44110 Sales	111,832.11	114,425.58											226,257.69
005-44120 Set-Up Fees	95.00	140.00											235.00
005-44125 Late Charges	787.67	762.88											1,550.55
Charges for Current Services Total:	112,714.78	115,328.46	-	-	-	-	-	-	-	-	-	-	228,043.24
Category: Use of Money and Property													
005-44105 Interest	-	-											-
Use of Money and Property Total:	-	-	-	-	-	-	-	-	-	-	-	-	-
Category: Miscellaneous													
005-49652 Transfer from Reserves	-	-											-
Miscellaneous Total:	-	-	-	-	-	-	-	-	-	-	-	-	-
Sewer Revenue Total:	112,714.78	115,328.46	-	-	-	-	-	-	-	-	-	-	228,043.24
Expense													
Category: 500 - Employee Services													
005-701-50000 Salaries	8,561.98	24,513.66											33,075.64
005-701-50120 Employer SS/MC	134.19	382.27											516.46
005-701-50130 UI & Employee Training Tax	-	-											-
005-701-50200 PERS Retirement	1,095.52	3,235.02											4,330.54
005-701-50300 Workers Compensation	5,447.00	-											5,447.00
005-701-50400 Medical Benefit	2,578.47	5,682.24											8,260.71
005-701-50410 Employer Paid DCP	339.73	1,001.18											1,340.91
005-701-50500 Group Life Ins Benefit	12.26	25.42											37.68
Employee Services Total:	18,169.15	34,839.79	-	-	-	-	-	-	-	-	-	-	53,008.94
Category: Operating & Maintenance													
005-701-50600 Insurance - Liability	8,818.00	-											8,818.00
005-701-50610 Insurance - Property	-	7,402.00											7,402.00
005-701-60021 Audit	-	-											-
005-701-60131 Laundry / Uniforms	-	264.55											264.55
005-701-60210 Computer Maintenance & Software	7,396.62	236.01											7,632.63
005-701-60211 Data Processing Contract Maint	-	-											-
005-701-60250 Maintenance / Repair	5,158.71	258.79											5,417.50
005-701-60270 Maintenance - Vehicles	427.87	-											427.87
005-701-60650 Membership & Publications	-	-											-
005-701-60710 Travel & Training	-	-											-
005-701-60800 Contract Services	16,016.13	879.51											16,895.64
005-701-60830 Contract Services-Engineering	285.00	-											285.00
005-701-60900 Miscellaneous/CalPERS Unfunded Liability	26,290.23	437.90											26,728.13
005-701-61111 Chemicals / Analysis	2,951.81	941.02											3,892.83
005-701-61127 Tools	146.79	-											146.79

	July	August	September	October	November	December	January	February	March	April	May	June	FY 18/19 Total
	2018	2018	2018	2018	2018	2018	2019	2019	2019	2019	2019	2019	
005-701-61130 Office Supplies	301.57	-											301.57
005-701-61131 Postage	284.10	835.00											1,119.10
005-701-61140 Operational Supplies	161.12	70.42											231.54
005-701-61211 Utilities - Water	407.43	410.41											817.84
005-701-61241 Utilities - Electric	-	10,544.18											10,544.18
005-701-61280 Fuel - Vehicles	587.03	657.47											1,244.50
005-701-67575 Regulatory Compliance	-	-											-
005-701-67600 Safety Equipment	-	174.95											174.95
005-701-67705 Telephone	671.45	683.47											1,354.92
005-701-68110 Depreciation	21,250.00	21,250.00											42,500.00
005-701-69100 Transfer to Other Funds	-	-											-
005-701-69400 Transfer to Reserves	-	-											-
Operating & Maintenance Total:	91,153.86	45,045.68											136,199.54
Category: 700 - Capital													
005-701-72100 Office Equipment	-	-											-
005-701-72300 Computer Equipment	-	-											-
005-701-73100 Vehicles	-	-											-
005-701-73500 Equipment	-	-											-
Category 700 - Capital Total:	-	-											-
Expense Total:	109,323.01	79,885.47											189,208.48
Fund 005 Surplus (Deficit):	3,391.77	35,442.99											38,834.76

Fund: 006 - Wastewater Capital

	July	August	September	October	November	December	January	February	March	April	May	June	FY 18/19 Total
	2018	2018	2018	2018	2018	2018	2019	2019	2019	2019	2019	2019	
Revenue													
Category: Capital Contribution													
006-44115 Connection Fees	-	-											-
006-49652 Transfer in from Reserves	-	-											-
Capital Contribution Total:	-	-											-
Category: 490 - Use of Money and Property													
006-44105 Interest	-	-											-
Use of Money and Property Total:	-	-											-
Revenue Total:	-	-											-
Expense													
Category: 600 - Operating & Maintenance													
006-701-68110 Depreciation	-	-											-
006-702-69100 Transfer to Other Funds	-	-											-
Operating & Maintenance Total:	-	-											-
Expense Total:	-	-											-
Fund 006 Surplus (Deficit):	-	-											-

Fund: 020 - Water Fund

	July 2018	August 2018	September 2018	October 2018	November 2018	December 2018	January 2019	February 2019	March 2019	April 2019	May 2019	June 2019	FY 18/19 Total
Revenue													
Category: 440 - Charges for Current Services													
020-44120 Set-Up Fees	95.00	140.00											235.00
020-44125 Late Charges	1,228.67	1,454.51											2,683.18
020-44210 Bulk Water	9,238.32	3,768.93											13,007.25
020-44215 Sales	237,561.79	247,268.37											484,830.16
020-44220 Meter Service Installation	-	-											-
020-44240 Service Reinstatement Fee	120.00	80.00											200.00
Charges for Current Services Total:	248,243.78	252,711.81	-	-	-	-	-	-	-	-	-	-	500,955.59
Use of Money & Property													
020-44105 Interest	-	-											-
Use of Money & Property Total:	-	-											-
Category: Miscellaneous													
020-44250 Miscellaneous	792.50	-											792.50
020-49656 Hydrant Permits	400.00	350.00											750.00
020-49661 Transfer from Reserves	-	-											-
Miscellaneous Total:	1,192.50	350.00	-	-	-	-	-	-	-	-	-	-	1,542.50
Water Revenue Total:	249,436.28	253,061.81	-	-	-	-	-	-	-	-	-	-	502,498.09
Expense													
Category: 500 - Employee Services													
020-601-50000 Salaries	8,561.90	24,513.43											33,075.33
020-601-50035 Hourly	-	-											-
020-601-50120 Employer SS/MC	134.11	382.19											516.30
020-601-50130 UI & Employee Training Tax	-	-											-
020-601-50200 PERS Retirement	1,095.32	3,234.84											4,330.16
020-601-50300 Workers Compensation	5,447.00	-											5,447.00
020-601-50400 Medical Benefit	2,578.29	5,681.94											8,260.23
020-601-50410 Employer Paid DCP	339.70	1,001.02											1,340.72
020-601-50500 Group Life Ins Benefit	12.25	25.33											37.58
Employee Services Total:	18,168.57	34,838.75	-	-	-	-	-	-	-	-	-	-	53,007.32
Category: 600 - Operating & Maintenance													
020-601-50600 Insurance - Liability	8,818.00	-											8,818.00
020-601-50610 Insurance - Property	-	7,402.00											7,402.00
020-601-60021 Audit	-	-											-
020-601-60131 Laundry / Uniforms	-	-											-
020-601-60210 Computer Maintenance & Software	11,366.31	-											11,366.31
020-601-60211 Data Processing Contract Maint	-	-											-
020-601-60250 Maintenance / Repair	4,605.18	1,497.50											6,102.68
020-601-60270 Maintenance - Vehicles	1,040.18	8.61											1,048.79
020-601-60550 Printing	-	-											-
020-601-60650 Membership & Publications	740.00	-											740.00
020-601-60710 Travel & Training	-	-											-
020-601-60800 Contract Services	4,762.72	981.50											5,744.22
020-601-60830 Contract Services-Engineering	5,437.50	-											5,437.50
020-601-60900 Miscellaneous/CalPers Unfunded Liability	26,290.23	437.90											26,728.13
020-601-61111 Chemicals / Analysis	3,139.84	5,225.69											8,365.53
020-601-61127 Tools	-	-											-
020-601-61130 Office Supplies	301.58	-											301.58
020-601-61131 Postage	284.11	835.00											1,119.11
020-601-61140 Operational Supplies	95.68	33.58											129.26

	July 2018	August 2018	September 2018	October 2018	November 2018	December 2018	January 2019	February 2019	March 2019	April 2019	May 2019	June 2019	FY 18/19 Total
020-601-61240 Meter Expense	635.74	8,223.48											8,859.22
020-601-61241 Utilities - Electric	-	17,617.36											17,617.36
020-601-61280 Fuel - Vehicles	587.03	657.47											1,244.50
020-601-67575 Regulatory Compliance	-	-											-
020-601-67600 Safety Equipment	-	-											-
020-601-67610 Santa Ynez River Appropriation	-	-											-
020-601-67635 State Water Project	125,686.10	79,347.67											205,033.77
020-601-67705 Telephone	660.41	697.39											1,357.80
020-601-67820 Write-Off Utility Plant	-	-											-
020-601-68110 Depreciation	15,045.00	15,045.00											30,090.00
020-601-69100 Transfer to Other Funds	-	-											-
Operating & Maintenance Total:	209,495.61	138,010.15											347,505.76
Category: 700 - Capital													
020-601-73500 Equipment	-	-											-
Capital Total:	-	-											-
Water Expense Total:	227,664.18	172,848.90											400,513.08
Fund 020 Surplus (Deficit):	21,772.10	80,212.91	-	-	-	-	-	-	-	-	-	-	101,985.01

Fund: 021 - Water Capital

	July 2018	August 2018	September 2018	October 2018	November 2018	December 2018	January 2019	February 2019	March 2019	April 2019	May 2019	June 2019	FY 18/19 Total
Revenue													
Category: Capital Contribution													
021-44115 Connection Fees	-	-											-
021-49652 Transfer in from Reserves	-	-											-
Capital Contribution Total:	-	-											-
Category: 490 - Use of Money and Property													
021-44105 Interest	-	-											-
Use of Money and Property Total:	-	-											-
Revenue Total:	-	-											-
Expense													
Category: 600 - Operating & Maintenance													
021-601-68110 Depreciation	-	-											-
021-602-69100 Transfer to Other Funds	-	-											-
Operating & Maintenance Total:	-	-											-
Expense Total:	-	-											-
Fund 021 Surplus (Deficit):	-	-	-	-	-	-	-	-	-	-	-	-	-